

**SILICON VALLEY  
ANIMAL CONTROL AUTHORITY**

**AGENDA ITEM**

**Department Statistics**

---

**RECOMMENDED MOTION**

That the statistics of SVACA activity be received and filed.

**DOCUMENT ATTACHED**

- Services Report- November 2022



## SERVICES REPORT – November 2022

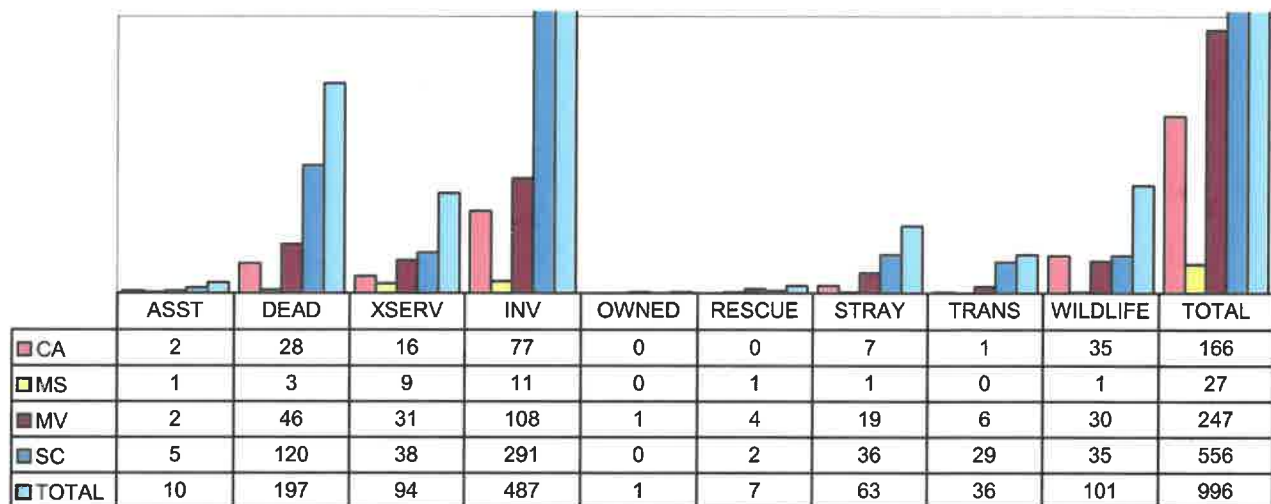
### Introduction

This report provides graphs, tables and explanatory narratives covering five categories of information: field service calls, violations and citations issued, animals impounded, animals licensed, and animal outcomes. SVACA’s fiscal year is July 1 – June 30.

### 1. Field Service Calls

Graph 1 is total service calls by Jurisdiction and Type and Graph 2a and 2b show the Sub-Types. Tables 1 and 2 are a comparison of fiscal years 2022-23 and 2021-22.

**Graph 1 - Total Service Calls by Jurisdiction and Type for September/October FY 2022-23**



ASST = ASSISTANCE      XSERV = EXTRA SERVICE CALL      INV = INVESTIGATIONS      TRANS = TRANSPORT

### Year to Date Comparison of Service Calls for FY 2022-23 and FY 2021-22

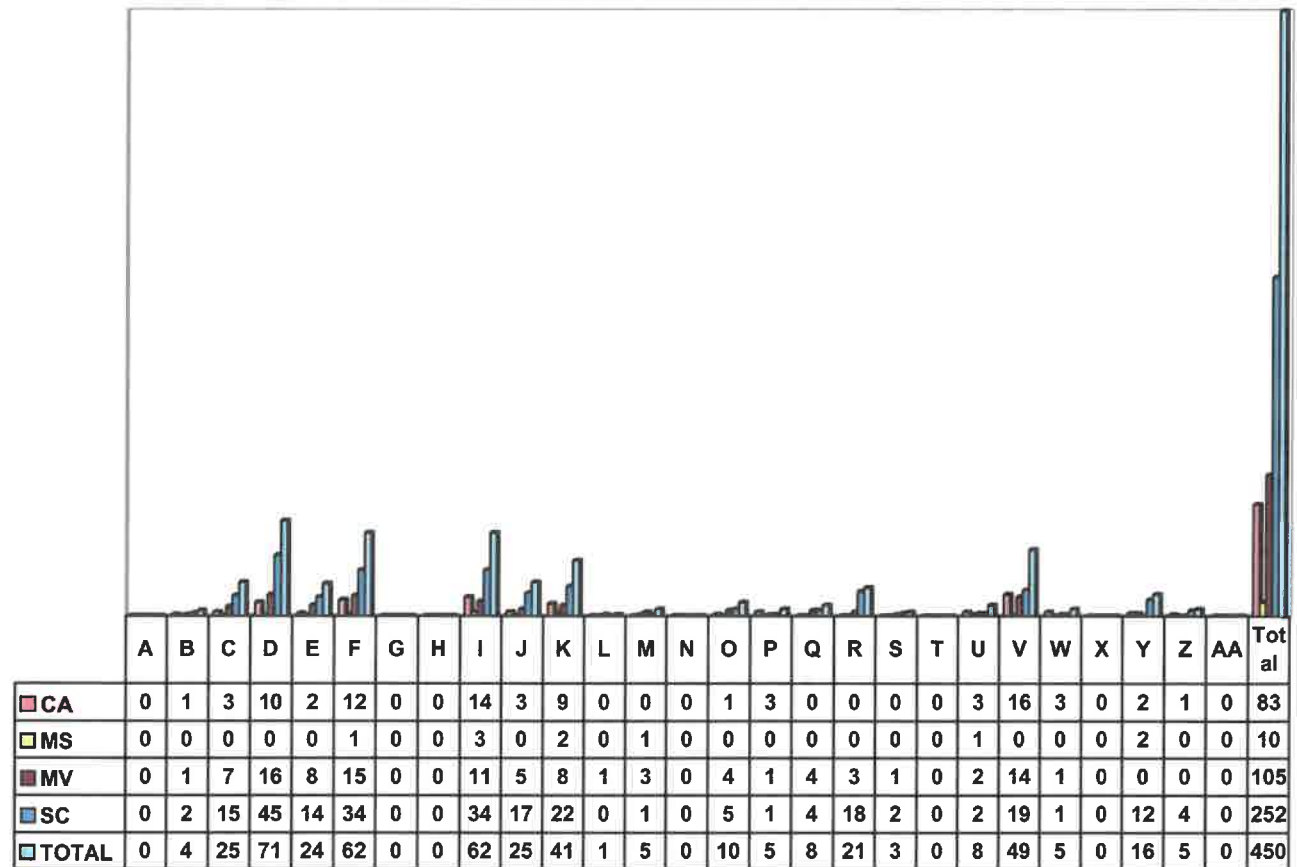
**Table 1 - FY 2022-23**

	JUL	AUG	SEP	OCT	NOV	DEC	JAN	FEB	MAR	APR	MAY	JUN	TOTAL
CA	105	115	83	83									386
MS	19	30	10	17									76
MV	159	158	105	142									564
SC	338	319	252	304									1213
TOTAL	621	622	450	546									2239

**Table 2 - FY 2021-22**

	JUL	AUG	SEP	OCT	NOV	DEC	JAN	FEB	MAR	APR	MAY	JUN	TOTAL
CA	87	86	86	93	104	83	74	111	109	145	134	105	1217
MS	16	20	31	34	35	22	12	37	33	31	31	16	318
MV	164	187	202	123	182	143	153	144	193	191	240	187	2109
SC	351	332	281	272	256	222	256	220	316	324	292	313	3435
TOTAL	618	625	600	522	577	470	495	512	651	691	697	621	7079

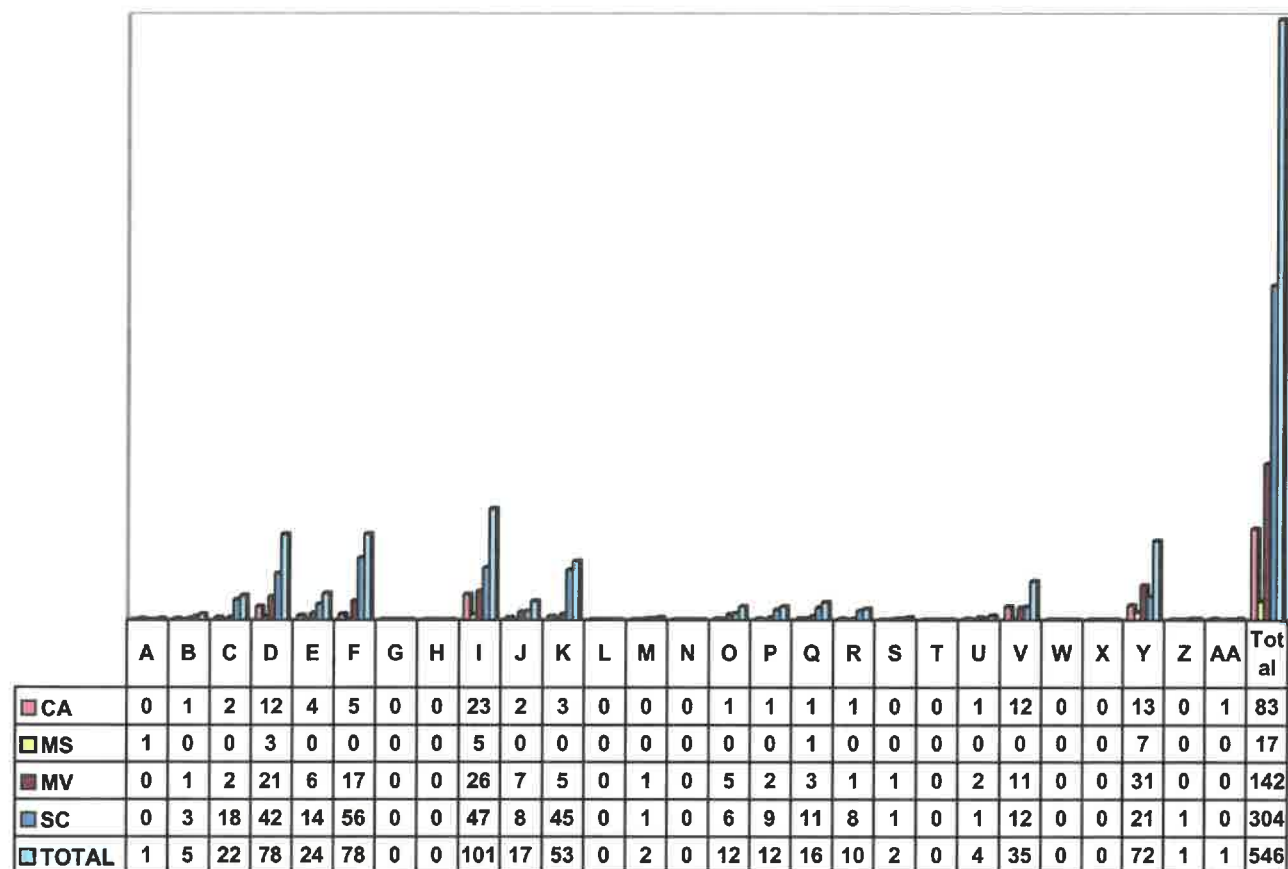
**Graph 2a. - Total Service Calls by Jurisdiction, Type and Sub-Type for September 2022**



**Key to contacts**

- |                                    |                               |
|------------------------------------|-------------------------------|
| A = Assistance – ACO               | N = Stray – Aggressive        |
| B = Assistance – Police            | O = Stray – Confined          |
| C = Dead – Domestic                | P = Stray – Injured/Sick      |
| D = Dead – Wild                    | Q = Stray – Roam              |
| E = Investigation – Bite           | R = Transport – Animal        |
| F = Investigation – Bite Follow-up | S = Transport – Packet        |
| G = Investigation – Dangerous Dog  | T = Wild – Aggressive         |
| H = Investigation- Facilities      | U = Wild – Confined           |
| I = Investigation – Follow-up      | V = Wild- Injured/Sick        |
| J = Investigation – Humane         | W = Wild - Roam               |
| K = Investigation – Municipal Code | X = Extra Service – Education |
| L = Owned- Animal                  | Y = Extra Service – Patrol    |
| M = Rescue – Animal                | Z = Extra Service- Trap       |
|                                    | AA = Dead- Owned              |

**Graph 2b. - Total Service Calls by Jurisdiction, Type and Sub-Type for October 2022**



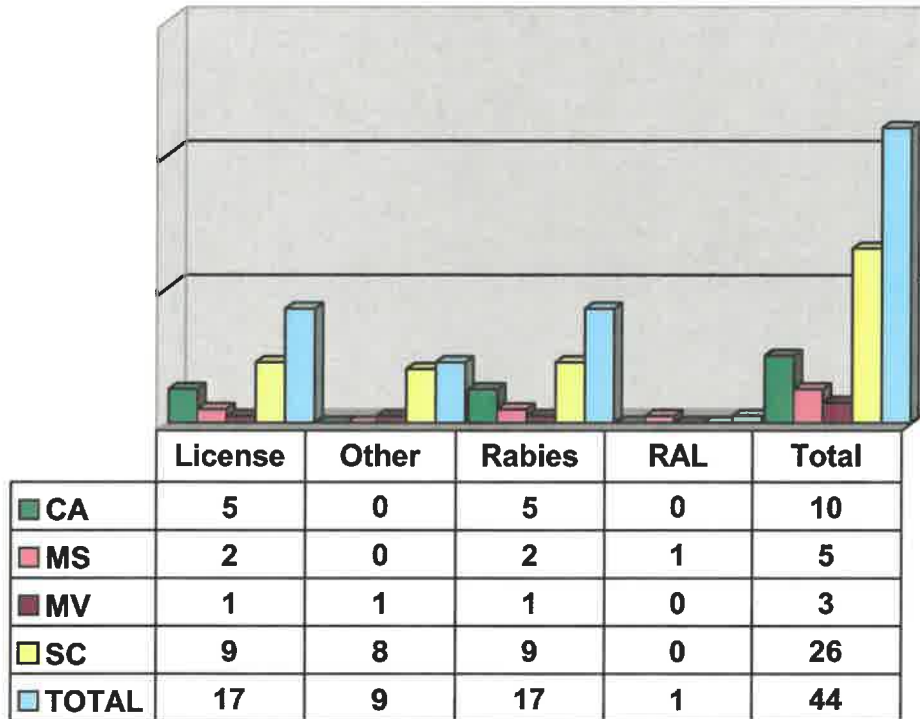
**Key to contacts**

- A = Assistance – ACO
- B = Assistance – Police
- C = Dead – Domestic
- D = Dead – Wild
- E = Investigation – Bite
- F = Investigation – Bite Follow-up
- G = Investigation – Dangerous Dog
- H = Investigation- Facilities
- I = Investigation – Follow-up
- J = Investigation – Humane
- K = Investigation – Municipal Code
- L = Owned- Animal
- M = Rescue – Animal
- N = Stray – Aggressive
- O = Stray – Confined
- P = Stray – Injured/Sick
- Q = Stray – Roam
- R = Transport – Animal
- S = Transport – Packet
- T = Wild – Aggressive
- U = Wild – Confined
- V = Wild- Injured/Sick
- W = Wild - Roam
- X = Extra Service – Education
- Y = Extra Service – Patrol
- Z = Extra Service- Trap
- AA = Dead- Owned

## 2. Violations and Citations Issued

The following tables and graphs display the number of violations for the period and the number of citations issued. The tables display comparisons of FY 2022-23 and 2021-22.

**Graph 3 – Violations – September/October 2022**



**Year to Date Comparison of Violations for FY 2022-23 and FY 2021-22**

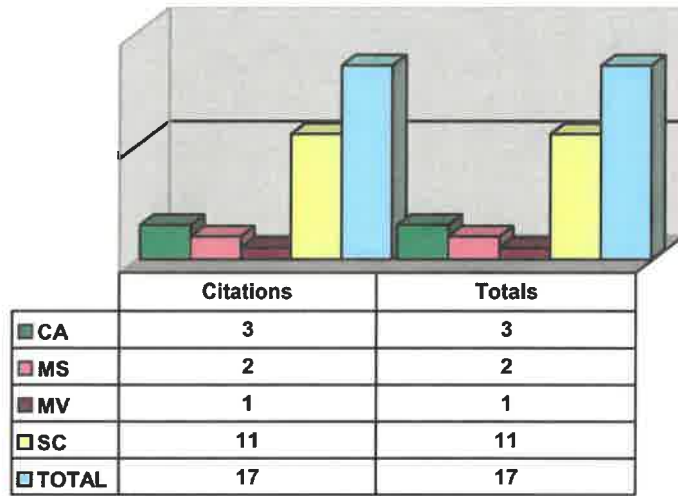
**Table 3 – FY 2022-23**

	JUL	AUG	SEP	OCT	NOV	DEC	JAN	FEB	MAR	APR	MAY	JUN	TOTAL
CA	4	0	8	2									14
MS	0	0	3	2									5
MV	4	7	3	0									14
SC	18	7	14	12									51
TOTAL	26	14	28	16									84

**Table 4 – FY 2021-22**

	JUL	AUG	SEP	OCT	NOV	DEC	JAN	FEB	MAR	APR	MAY	JUN	TOTAL
CA	2	6	12	0	0	0	3	2	4	4	5	5	43
MS	0	0	0	0	0	0	0	0	2	0	0	0	2
MV	0	3	0	8	2	2	4	0	8	2	2	3	34
SC	19	12	10	14	27	15	12	1	15	9	10	24	168
TOTAL	21	21	22	22	29	17	19	3	29	15	17	32	247

**Graph 4 – Citations Issued – September/October 2022**



**Year to Date Comparison of Citations for FY 2022-23 and FY 2021-22**

**Table 5 – FY 2022-23**

	JUL	AUG	SEP	OCT	NOV	DEC	JAN	FEB	MAR	APR	MAY	JUN	TOTAL
CA	1	0	2	1									4
MS	0	0	1	1									2
MV	1	3	1	0									5
SC	8	2	5	6									21
TOTAL	10	5	9	8									32

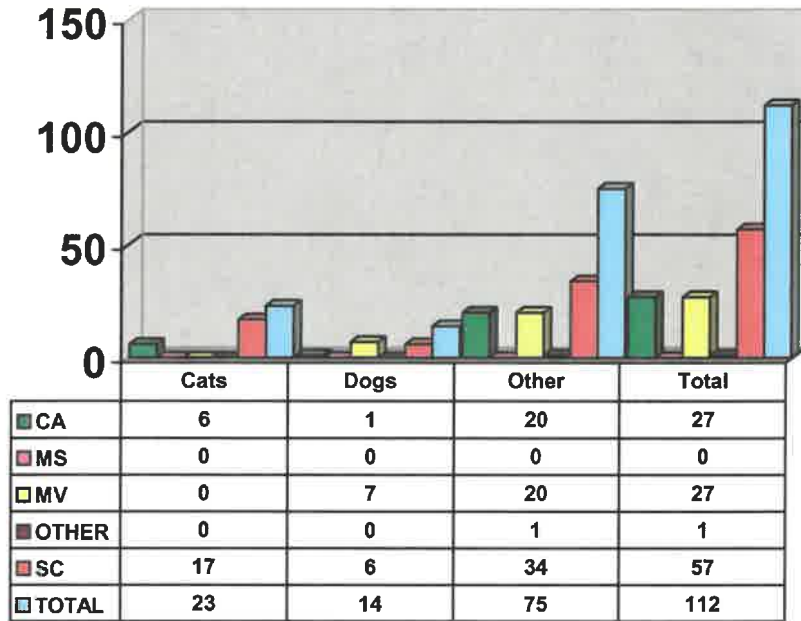
**Table 6 – FY 2021-22**

	JUL	AUG	SEP	OCT	NOV	DEC	JAN	FEB	MAR	APR	MAY	JUN	TOTAL
CA	1	2	2	0	0	0	2	1	2	2	2	2	16
MS	0	0	0	0	0	0	0	0	1	0	0	0	1
MV	0	2	0	2	1	1	2	0	2	1	2	1	14
SC	9	5	4	5	10	6	6	1	7	3	2	7	65
TOTAL	10	9	6	7	11	7	10	2	12	6	6	10	96

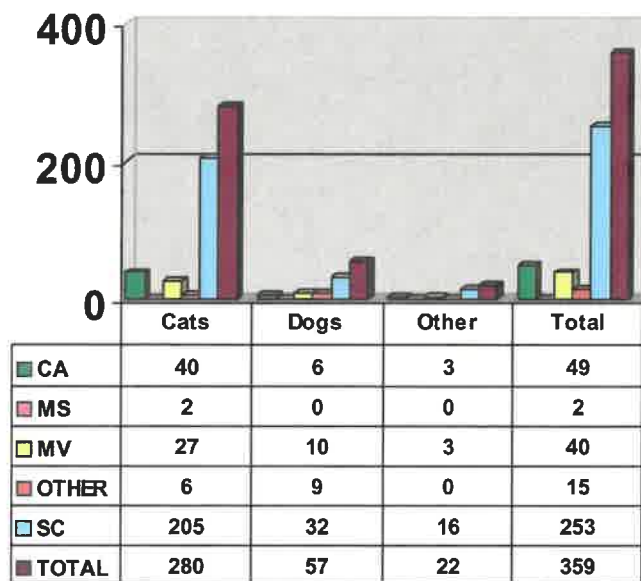
### 3. Animals Received at Center

Graphs 5 and 6 show the number of live animals received. Tables 7 and 8 offer a comparison of fiscal years 2022-23 and 2021-22. These figures include euthanasia service requests.

**Graph 5 - Live Animals by Animal Control Officers September/October 2022**



**Graph 6 - Live Animals by Citizens for September/October 2022**



## Year to Date Comparison of Total Live Animals for FY 2022-23 and FY 2021-22

**Table 7 – FY 2022-23**

	JUL	AUG	SEP	OCT	NOV	DEC	JAN	FEB	MAR	APR	MAY	JUN	TOTAL
CA	36	42	53	23									154
MS	1	0	2	0									3
MV	45	46	42	25									158
SC	184	177	154	156									671
OTHER	13	12	12	4									41
<b>TOTAL</b>	<b>279</b>	<b>277</b>	<b>263</b>	<b>208</b>									<b>1027</b>

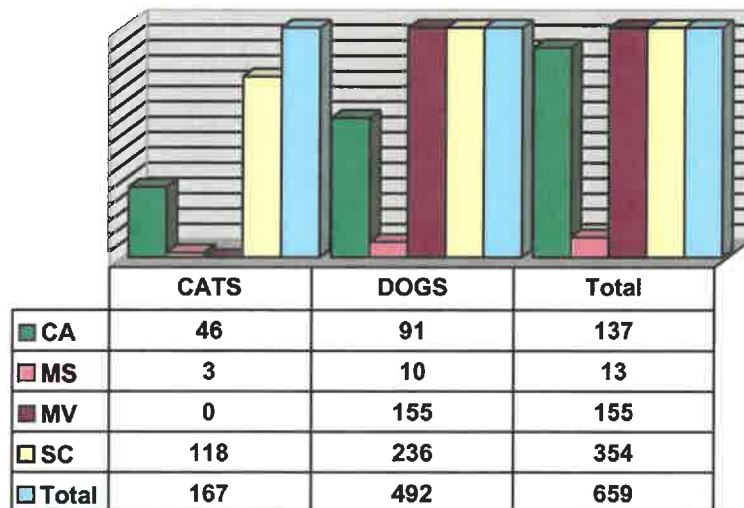
**Table 8 - FY 2021-22**

	JUL	AUG	SEP	OCT	NOV	DEC	JAN	FEB	MAR	APR	MAY	JUN	TOTAL
CA	26	37	29	34	25	16	23	17	17	28	41	59	352
MS	2	0	0	1	0	0	0	1	1	0	0	3	8
MV	56	39	52	29	37	13	20	17	22	40	43	40	408
SC	150	137	124	102	71	105	94	79	90	128	160	169	1409
OTHER	12	8	2	3	1	1	15	16	10	13	6	9	96
<b>TOTAL</b>	<b>246</b>	<b>221</b>	<b>207</b>	<b>169</b>	<b>134</b>	<b>135</b>	<b>152</b>	<b>130</b>	<b>140</b>	<b>209</b>	<b>250</b>	<b>280</b>	<b>2273</b>

### 4. Animals Licensed

Graph 7 shows type and number of licenses sold. Graph 8 shows total revenue from licenses sold. The tables display comparisons of FY 2022-23 and 2021-22.

**Graph 7 - Total Licenses Sold for September/October 2022**





**Year to Date Comparison of Licenses Sold for FY 2022-23 and FY 2021-22**

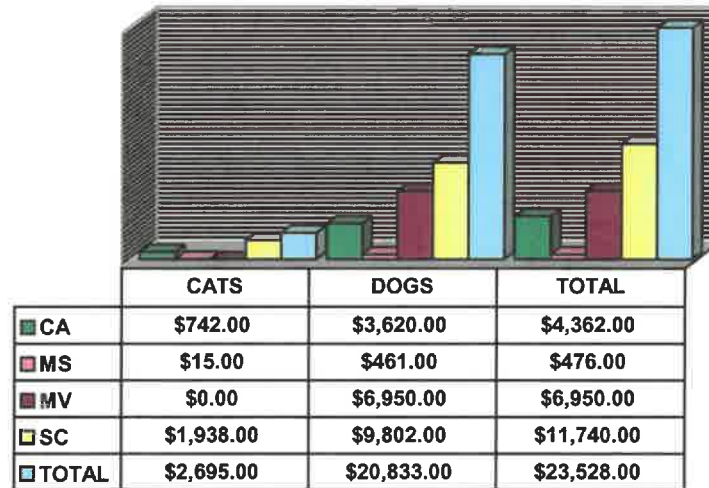
**Table 9 – FY 2022-23**

	JUL	AUG	SEP	OCT	NOV	DEC	JAN	FEB	MAR	APR	MAY	JUN	TOTAL
CA	77	71	65	72									285
MS	8	5	8	5									26
MV	82	85	78	77									322
SC	171	209	185	169									734
<b>TOTAL</b>	<b>338</b>	<b>370</b>	<b>336</b>	<b>323</b>									<b>1367</b>

**Table 10 - FY 2021-22**

	JUL	AUG	SEP	OCT	NOV	DEC	JAN	FEB	MAR	APR	MAY	JUN	TOTAL
CA	73	93	107	87	70	79	89	92	109	79	84	69	1031
MS	2	3	6	11	2	4	8	6	8	8	5	4	67
MV	97	108	90	98	75	85	110	82	92	109	83	71	1100
SC	168	221	197	182	159	152	202	165	219	222	153	159	2199
<b>TOTAL</b>	<b>340</b>	<b>425</b>	<b>400</b>	<b>378</b>	<b>306</b>	<b>320</b>	<b>409</b>	<b>345</b>	<b>428</b>	<b>418</b>	<b>325</b>	<b>303</b>	<b>4397</b>

**Graph 8 - Total Revenue from Licenses Sold for September/October 2022**



**Year to Date Comparison of Revenue from Licenses Sold for FY 2022-23 and FY 2021-22**

**Table 11 - FY 2022-23**

	JUL	AUG	SEP	OCT	NOV	DEC	JAN	FEB	MAR	APR	MAY	JUN	TOTAL
CA	2297	2572	1758	2604									\$9,231
MS	335	180	261	215									\$991
MV	3492	3918	3354	3596									\$14,360
SC	6003	7301	6052	5688									\$25,044
<b>TOTAL</b>	<b>12127</b>	<b>13971</b>	<b>11425</b>	<b>12103</b>									<b>\$49,626</b>

**Table 12 - FY 2021-22**

	JUL	AUG	SEP	OCT	NOV	DEC	JAN	FEB	MAR	APR	MAY	JUN	TOTAL
CA	2249	3470	3601	2760	2545	2757	3095	2559	3143	2811	2683	2201	\$33,874
MS	37	150	240	447	50	212	327	289	262	298	176	25	\$2,513
MV	3709	4026	4057	3784	3447	3432	4207	3234	4195	4255	3632	2720	\$44,698
SC	6147	7489	6804	6749	5198	5746	7252	5134	7454	7445	5154	5788	\$76,360
<b>TOTAL</b>	<b>12142</b>	<b>15135</b>	<b>14702</b>	<b>13740</b>	<b>11240</b>	<b>12147</b>	<b>14881</b>	<b>11216</b>	<b>15054</b>	<b>14809</b>	<b>11645</b>	<b>10734</b>	<b>\$157,445</b>

**5. Animal Outcomes**

The following tables reflect how our dogs and cats were outcomed at the center for the reporting period. The following is based on the Asilomar Accords ([www.asilomaraccords.org](http://www.asilomaraccords.org)) which were generated by animal welfare professionals as a way for agencies to accurately report a “Live Release Rate,” or how many animals had favorable outcomes. It also reports and categorizes why animals were euthanized. SVACA places all “healthy” and “treatable” animals as well as many “unhealthy” animals. SVACA’s Animal Care Center is “no kill” as we annually save greater than 90% of animals received.

**Table 13 – September 2022**

The collection and publication of this data is sponsored by Maddie’s Fund, [www.maddiesfund.org](http://www.maddiesfund.org).

	NAME OF ORGANIZATION: Silicon Valley Animal Control Authority	Dog	Cat	Total
	DATE OF REPORT: September 2022			
<b>A</b>	<b>BEGINNING SHELTER COUNT September 1, 2022</b>	<b>7</b>	<b>58</b>	<b>65</b>
				0
	<b>INTAKE (Live Dogs &amp; Cats Only)</b>			0
	<i>From the Public</i>			0
	Healthy	12	8	20
	Treatable – Rehabilitatable	8	15	23
	Treatable – Manageable	11	21	32
	Unhealthy & Untreatable	2	116	118
<b>B</b>	<b>Subtotal Intake from the Public</b>	<b>33</b>	<b>160</b>	<b>193</b>
	<i>Incoming Transfers from Organizations within Target Community</i>			
	Healthy	2	0	2
	Treatable – Rehabilitatable	5	0	5
	Treatable – Manageable	2	0	2
	Unhealthy & Untreatable	0	0	0
<b>C</b>	<b>Subtotal Intake from Incoming Transfers from Orgs within Target Community</b>	<b>9</b>	<b>0</b>	<b>9</b>
	<i>Incoming Transfers from Organizations outside Target Community</i>			
	Healthy	0	0	0
	Treatable – Rehabilitatable	0	0	0
	Treatable – Manageable	0	0	0
	Unhealthy & Untreatable	2	4	0
<b>D</b>	<b>Subtotal Intake from Incoming Transfers from Orgs outside Target Community</b>	<b>2</b>	<b>4</b>	<b>6</b>
	<i>From Owners/Guardians Requesting Euthanasia</i>			
	Healthy	0	0	0
	Treatable – Rehabilitatable	0	0	0
	Treatable – Manageable	0	0	0
	Unhealthy & Untreatable	2	4	0
<b>E</b>	<b>Subtotal Intake from Owners/Guardians Requesting Euthanasia</b>	<b>2</b>	<b>4</b>	<b>6</b>

<b>F</b>	<b>Total Intake</b> [B + C + D + E]	<b>45</b>	<b>164</b>	<b>209</b>
<b>G</b>	<i>Owner/Guardian Requested Euthanasia (Unhealthy &amp; Untreatable Only)</i>	<i>-2</i>	<i>-4</i>	<i>-6</i>
<b>H</b>	<b>ADJUSTED TOTAL INTAKE</b> [F minus G]	<b>43</b>	<b>160</b>	<b>203</b>
	<b>ADOPTIONS</b> (only dogs and cats adopted by the public)			
	Healthy	0	0	1
	Treatable – Rehabilitatable	3	4	7
	Treatable – Manageable	3	7	10
	Unhealthy & Untreatable	1	32	33
<b>I</b>	<b>TOTAL ADOPTIONS</b>	<b>11</b>	<b>43</b>	<b>54</b>
	<b>OUTGOING TRANSFERS</b> to Organizations within Target Community			
	Healthy	1	0	4
	Treatable – Rehabilitatable	1	4	5
	Treatable – Manageable	0	1	1
	Unhealthy & Untreatable	0	82	82
<b>J</b>	<b>TOTAL OUTGOING TRANSFERS</b> to Orgs within Target Community	<b>2</b>	<b>87</b>	<b>89</b>
	<b>OUTGOING TRANSFERS</b> to Organizations outside Target Community			
	Healthy	0	0	0
	Treatable – Rehabilitatable	0	0	0
	Treatable – Manageable	0	3	3
	Unhealthy & Untreatable	0	0	0
<b>K</b>	<b>TOTAL OUTGOING TRANSFERS</b> to Orgs outside Target Community	<b>0</b>	<b>3</b>	<b>3</b>
<b>L1</b>	<b>RETURN TO OWNER/GUARDIAN</b>	<b>21</b>	<b>4</b>	<b>25</b>
				0
<b>L2</b>	<b>RETURN TO HABITAT</b>	<b>0</b>	<b>0</b>	<b>0</b>
	<b>DOGS &amp; CATS EUTHANIZED</b>			
<b>M</b>	Healthy (Includes Owner/Guardian Requested Euthanasia)	0	0	0
<b>N</b>	Treatable – Rehabilitatable (Includes Owner/Guardian Requested Euthanasia)	0	0	0
<b>O</b>	Treatable – Manageable (Includes Owner/Guardian Requested Euthanasia)	0	0	0
<b>P</b>	Unhealthy & Untreatable (Includes Owner/Guardian Requested Euthanasia)	3	5	8
<b>Q</b>	<b>Total Euthanasia</b> [M + N + O + P]	<b>3</b>	<b>5</b>	<b>8</b>
<b>R</b>	<i>Owner/Guardian Requested Euthanasia (Unhealthy &amp; Untreatable Only)</i>	<i>-2</i>	<i>-3</i>	<i>-5</i>
<b>S</b>	<b>ADJUSTED TOTAL EUTHANASIA</b> [Q minus R]	<b>1</b>	<b>2</b>	<b>3</b>
<b>T</b>	<b>SUBTOTAL OUTCOMES</b> [I + J + K + L + S] Excludes Owner/Guardian Requested Euthanasia (Unhealthy & Untreatable Only)	<b>35</b>	<b>139</b>	<b>174</b>
<b>U</b>	<b>DIED OR LOST IN SHELTER/CARE</b>	<b>0</b>	<b>4</b>	<b>4</b>
<b>V</b>	<b>TOTAL OUTCOMES</b> [T + U] Excludes Owner/Guardian Requested Euthanasia (Unhealthy & Untreatable Only)	<b>35</b>	<b>143</b>	<b>178</b>
<b>W</b>	<b>ENDING SHELTER COUNT</b> September 30, 2022	<b>16</b>	<b>66</b>	<b>82</b>

**Table 14 – October 2022**

The collection and publication of this data is sponsored by Maddie's Fund, [www.maddiesfund.org](http://www.maddiesfund.org).

	NAME OF ORGANIZATION: Silicon Valley Animal Control Authority	Dog	Cat	Total
	DATE OF REPORT: October 2022			
<b>A</b>	<b>BEGINNING SHELTER COUNT October 1, 2022</b>	<b>16</b>	<b>66</b>	<b>82</b>
	<b>INTAKE (Live Dogs &amp; Cats Only)</b>			
	<i>From the Public</i>			
	Healthy	6	13	19
	Treatable – Rehabilitatable	3	4	7
	Treatable – Manageable	8	26	34
	Unhealthy & Untreatable	4	95	99
<b>B</b>	<b>Subtotal Intake from the Public</b>	<b>21</b>	<b>138</b>	<b>159</b>
	<i>Incoming Transfers from Organizations within Target Community</i>			
	Healthy	2	0	2
	Treatable – Rehabilitatable	0	0	0
	Treatable – Manageable	2	0	2
	Unhealthy & Untreatable	0	0	0
<b>C</b>	<b>Subtotal Intake from Incoming Transfers from Orgs within Target Community</b>	<b>4</b>	<b>0</b>	<b>4</b>
	<i>Incoming Transfers from Organizations outside Target Community</i>			
	Healthy	0	0	0
	Treatable – Rehabilitatable	0	0	0
	Treatable – Manageable	0	0	0
	Unhealthy & Untreatable	0	0	0
<b>D</b>	<b>Subtotal Intake from Incoming Transfers from Orgs outside Target Community</b>	<b>0</b>	<b>0</b>	<b>0</b>
	<i>From Owners/Guardians Requesting Euthanasia</i>			
	Healthy	0	0	0
	Treatable – Rehabilitatable	0	0	0
	Treatable – Manageable	0	0	0
	Unhealthy & Untreatable	1	8	9
<b>E</b>	<b>Subtotal Intake from Owners/Guardians Requesting Euthanasia</b>	<b>1</b>	<b>8</b>	<b>9</b>
<b>F</b>	<b>Total Intake [B + C + D + E]</b>	<b>26</b>	<b>146</b>	<b>172</b>
<b>G</b>	<b>Owner/Guardian Requested Euthanasia (Unhealthy &amp; Untreatable Only)</b>	<b>-1</b>	<b>-8</b>	<b>-9</b>
<b>H</b>	<b>ADJUSTED TOTAL INTAKE [F minus G]</b>	<b>21</b>	<b>138</b>	<b>163</b>
	<b>ADOPTIONS (only dogs and cats adopted by the public)</b>			
	Healthy	6	4	10
	Treatable – Rehabilitatable	6	2	8
	Treatable – Manageable	8	24	32
	Unhealthy & Untreatable	2	48	50
<b>I</b>	<b>TOTAL ADOPTIONS</b>	<b>22</b>	<b>78</b>	<b>100</b>
	<i>OUTGOING TRANSFERS to Organizations within Target Community</i>			
	Healthy	0	0	0
	Treatable – Rehabilitatable	0	1	1
	Treatable – Manageable	0	2	2

	Unhealthy & Untreatable	0	73	73
<b>J</b>	<b>TOTAL OUTGOING TRANSFERS to Orgs within Target Community</b>	<b>0</b>	<b>76</b>	<b>76</b>
	<b>OUTGOING TRANSFERS to Organizations outside Target Community</b>			
	Healthy	0	0	0
	Treatable – Rehabilitatable	0	0	0
	Treatable – Manageable	0	0	0
	Unhealthy & Untreatable	0	0	0
<b>K</b>	<b>TOTAL OUTGOING TRANSFERS to Orgs outside Target Community</b>	<b>0</b>	<b>0</b>	<b>0</b>
<b>L1</b>	<b>RETURN TO OWNER/GUARDIAN</b>	<b>9</b>	<b>15</b>	<b>24</b>
<b>L2</b>	<b>RETURN TO HABITAT</b>	<b>0</b>	<b>0</b>	<b>0</b>
	<b>DOGS &amp; CATS EUTHANIZED</b>			
<b>M</b>	Healthy (Includes Owner/Guardian Requested Euthanasia)	0	0	0
<b>N</b>	Treatable – Rehabilitatable (Includes Owner/Guardian Requested Euthanasia)	0	0	0
<b>O</b>	Treatable – Manageable (Includes Owner/Guardian Requested Euthanasia)	0	0	0
<b>P</b>	Unhealthy & Untreatable (Includes Owner/Guardian Requested Euthanasia)	1	12	13
<b>Q</b>	<b>Total Euthanasia [M + N + O + P]</b>	<b>1</b>	<b>12</b>	<b>13</b>
<b>R</b>	Owner/Guardian Requested Euthanasia (Unhealthy & Untreatable Only)	-1	-9	-10
<b>S</b>	<b>ADJUSTED TOTAL EUTHANASIA [Q minus R]</b>	<b>0</b>	<b>3</b>	<b>3</b>
<b>T</b>	<b>SUBTOTAL OUTCOMES [I + J + K + L + S] Excludes Owner/Guardian Requested Euthanasia (Unhealthy &amp; Untreatable Only)</b>	<b>31</b>	<b>172</b>	<b>203</b>
<b>U</b>	<b>DIED OR LOST IN SHELTER/CARE</b>	<b>0</b>	<b>0</b>	<b>0</b>
<b>V</b>	<b>TOTAL OUTCOMES [T + U] Excludes Owner/Guardian Requested Euthanasia (Unhealthy &amp; Untreatable Only)</b>	<b>31</b>	<b>172</b>	<b>203</b>
<b>W</b>	<b>ENDING SHELTER COUNT October 31, 2022</b>	<b>10</b>	<b>49</b>	<b>59</b>

**Year to Date Comparison of Total Dog and Cat Live Release Rate for  
FY 2022-23 and FY 2021-22**

**Table 15 – FY 2022-23**

	JUL	AUG	SEP	OCT	NOV	DEC	JAN	FEB	MAR	APR	MAY	JUN	TOTAL
<b>DOGS</b>	100	96	97	100									98%
<b>CATS</b>	99	98	99	98									98%
<b>TOTAL</b>	99	97	98	99									98%

**Table 16 – FY 2021-22**

	JUL	AUG	SEP	OCT	NOV	DEC	JAN	FEB	MAR	APR	MAY	JUN	TOTAL
<b>DOGS</b>	100	100	100	100	96	100	100	100	100	100	100	96	99%
<b>CATS</b>	98	99	97	98	100	100	98	99	98	94	99	99	98%
<b>TOTAL</b>	98	99	97	98	99	100	98	99	99	95	99	99	98%

Table 17 reflects our total overall live release rate for all animals including others such as: birds, rabbits, hamsters, etc.

**Year to Date Comparison of Total Overall Live Release Rate for  
FY 2022-23 and FY 2021-22**

**Table 17 – FY 2022-23**

	JUL	AUG	SEP	OCT	NOV	DEC	JAN	FEB	MAR	APR	MAY	JUN	TOTAL
DOGS	100	96	97	100									98%
CATS	99	98	99	98									98%
OTHERS	100	100	100	100									100%
TOTAL	99	97	98	99									98%

**Table 18 – FY 2021-22**

	JUL	AUG	SEP	OCT	NOV	DEC	JAN	FEB	MAR	APR	MAY	JUN	TOTAL
DOGS	100	100	100	100	96	100	100	100	100	100	100	96	99%
CATS	98	99	97	98	100	100	98	99	98	94	99	99	98%
OTHERS	100	100	100	100	100	100	100	100	100	100	100	86	98%
TOTAL	99	99	98	98	99	100	98	99	99	96	99	98	98%

**Year to Date Comparison of Adoptions for FY 2022-23 and FY 2021-22**

**Table 19 – FY 2022-23**

	JUL	AUG	SEP	OCT	NOV	DEC	JAN	FEB	MAR	APR	MAY	JUN	TOTAL
TOTAL	114	82	57	103									356

**Table 20 – FY 2021-22**

	JUL	AUG	SEP	OCT	NOV	DEC	JAN	FEB	MAR	APR	MAY	JUN	TOTAL
TOTAL	59	62	36	60	43	48	24	18	15	22	50	74	511

**Year to Date Comparison of Placement Partner Animals  
for FY 2022-23 and FY 2021-22**

**Table 21 – FY 2022-23**

	JUL	AUG	SEP	OCT	NOV	DEC	JAN	FEB	MAR	APR	MAY	JUN	TOTAL
DOGS	0	0	0	0									0
CATS	94	69	85	76									324
OTHER	0	6	1	17									24
TOTAL	94	75	86	93									348

**Table 22 – FY 2021-22**

	JUL	AUG	SEP	OCT	NOV	DEC	JAN	FEB	MAR	APR	MAY	JUN	TOTAL
DOGS	1	2	0	0	0	0	1	0	0	0	1	3	8
CATS	57	87	81	74	59	73	55	51	49	37	29	74	726
OTHER	0	1	2	5	4	0	4	2	0	9	4	4	35
TOTAL	58	90	83	79	63	73	60	53	49	46	34	81	769

**Year to Date Comparison of Return to Owners for FY 2022-23 and FY 2021-22**

**Table 23 – FY 2022-23**

	JUL	AUG	SEP	OCT	NOV	DEC	JAN	FEB	MAR	APR	MAY	JUN	TOTAL
<b>TOTAL</b>	<b>22</b>	<b>20</b>	<b>27</b>	<b>24</b>									<b>93</b>

**Table 24 – FY 2021-22**

	JUL	AUG	SEP	OCT	NOV	DEC	JAN	FEB	MAR	APR	MAY	JUN	TOTAL
<b>TOTAL</b>	<b>13</b>	<b>28</b>	<b>15</b>	<b>20</b>	<b>23</b>	<b>22</b>	<b>23</b>	<b>20</b>	<b>13</b>	<b>17</b>	<b>18</b>	<b>15</b>	<b>227</b>

**Year to Date Comparison of All Incoming Live Dogs and Cats from Campbell for FY 2022-23 and FY 2021-22**

**Table 25 – FY 2022-23**

	JUL	AUG	SEP	OCT	NOV	DEC	JAN	FEB	MAR	APR	MAY	JUN	TOTAL
<b>DOGS</b>	<b>5</b>	<b>4</b>	<b>5</b>	<b>4</b>									<b>18</b>
<b>CATS</b>	<b>19</b>	<b>35</b>	<b>35</b>	<b>11</b>									<b>100</b>
<b>TOTAL</b>	<b>24</b>	<b>39</b>	<b>40</b>	<b>15</b>									<b>118</b>

**Table 26 – FY 2021-22**

	JUL	AUG	SEP	OCT	NOV	DEC	JAN	FEB	MAR	APR	MAY	JUN	TOTAL
<b>DOGS</b>	<b>6</b>	<b>5</b>	<b>5</b>	<b>4</b>	<b>9</b>	<b>1</b>	<b>5</b>	<b>3</b>	<b>3</b>	<b>4</b>	<b>4</b>	<b>4</b>	<b>53</b>
<b>CATS</b>	<b>5</b>	<b>25</b>	<b>17</b>	<b>25</b>	<b>13</b>	<b>6</b>	<b>18</b>	<b>12</b>	<b>17</b>	<b>13</b>	<b>14</b>	<b>34</b>	<b>199</b>
<b>TOTAL</b>	<b>11</b>	<b>30</b>	<b>22</b>	<b>29</b>	<b>22</b>	<b>7</b>	<b>23</b>	<b>15</b>	<b>20</b>	<b>17</b>	<b>18</b>	<b>38</b>	<b>252</b>

**Year to Date Comparison of All Incoming Live Dogs and Cats from Monte Sereno for FY 2022-23 and FY 2021-22**

**Table 27 – FY 2022-23**

	JUL	AUG	SEP	OCT	NOV	DEC	JAN	FEB	MAR	APR	MAY	JUN	TOTAL
<b>DOGS</b>	<b>0</b>	<b>0</b>	<b>0</b>	<b>0</b>									<b>0</b>
<b>CATS</b>	<b>1</b>	<b>0</b>	<b>2</b>	<b>0</b>									<b>3</b>
<b>TOTAL</b>	<b>1</b>	<b>0</b>	<b>2</b>	<b>0</b>									<b>3</b>

**Table 28 – FY 2021-22**

	JUL	AUG	SEP	OCT	NOV	DEC	JAN	FEB	MAR	APR	MAY	JUN	TOTAL
<b>DOGS</b>	<b>0</b>	<b>0</b>	<b>0</b>	<b>1</b>	<b>0</b>	<b>0</b>	<b>0</b>	<b>0</b>	<b>0</b>	<b>0</b>	<b>0</b>	<b>0</b>	<b>1</b>
<b>CATS</b>	<b>0</b>	<b>0</b>	<b>0</b>	<b>0</b>	<b>0</b>	<b>0</b>	<b>0</b>	<b>0</b>	<b>0</b>	<b>0</b>	<b>0</b>	<b>2</b>	<b>2</b>
<b>TOTAL</b>	<b>0</b>	<b>0</b>	<b>0</b>	<b>1</b>	<b>0</b>	<b>0</b>	<b>0</b>	<b>0</b>	<b>0</b>	<b>0</b>	<b>0</b>	<b>2</b>	<b>3</b>

**Year to Date Comparison of All Incoming Live Dogs and Cats from Mountain View for FY 2022-23 and FY 2021-22**

**Table 29 – FY 2022-23**

	JUL	AUG	SEP	OCT	NOV	DEC	JAN	FEB	MAR	APR	MAY	JUN	TOTAL
<b>DOGS</b>	<b>3</b>	<b>2</b>	<b>10</b>	<b>6</b>									<b>21</b>
<b>CATS</b>	<b>11</b>	<b>10</b>	<b>19</b>	<b>8</b>									<b>48</b>
<b>TOTAL</b>	<b>14</b>	<b>12</b>	<b>29</b>	<b>14</b>									<b>69</b>

**Table 30 – FY 2021-22**

	JUL	AUG	SEP	OCT	NOV	DEC	JAN	FEB	MAR	APR	MAY	JUN	TOTAL
<b>DOGS</b>	6	8	2	2	2	3	5	2	2	2	5	6	45
<b>CATS</b>	20	24	33	15	28	5	8	8	6	13	25	19	204
<b>TOTAL</b>	26	32	35	17	30	8	13	10	8	15	30	25	249

**Year to Date Comparison of All Incoming Live Dogs and Cats from Santa Clara  
for FY 2022-23 and FY 2021-22**

**Table 31 – FY 2022-23**

	JUL	AUG	SEP	OCT	NOV	DEC	JAN	FEB	MAR	APR	MAY	JUN	TOTAL
<b>DOGS</b>	18	13	19	13									63
<b>CATS</b>	133	122	99	118									472
<b>TOTAL</b>	151	135	118	131									535

**Table 32 – FY 2021-22**

	JUL	AUG	SEP	OCT	NOV	DEC	JAN	FEB	MAR	APR	MAY	JUN	TOTAL
<b>DOGS</b>	9	11	9	12	9	25	11	13	12	12	24	15	162
<b>CATS</b>	98	90	80	83	58	76	66	56	61	80	95	123	966
<b>TOTAL</b>	107	101	89	95	67	101	77	69	73	92	119	138	1128

**Year to Date Comparison of Number of Animals Spayed/Neutered in Public Clinic for  
FY 2022-23 and FY 2021-22**

**Table 33 – FY 2022-23**

	JUL	AUG	SEP	OCT	NOV	DEC	JAN	FEB	MAR	APR	MAY	JUN	TOTAL
<b>DOGS</b>	7	4	1	1									13
<b>CATS</b>	21	39	26	23									109
<b>TOTAL</b>	28	43	27	24									122

**Table 34 – FY 2021-22**

	JUL	AUG	SEP	OCT	NOV	DEC	JAN	FEB	MAR	APR	MAY	JUN	TOTAL
<b>DOGS</b>	17	21	18	21	11	17	14	14	19	11	11	9	183
<b>CATS</b>	13	18	49	35	24	26	26	24	49	52	30	48	394
<b>TOTAL</b>	30	39	67	56	35	43	40	38	68	63	41	57	577

**ANIMAL CARE CENTER ACCOMPLISHMENTS AND HIGHLIGHTS**

- SVACA’s team continued to work through the pandemic. Unfortunately, two team members fell ill during the period but once again due to our protocols, the infections did not take place at SVACA and there was no spread to others at the center. We continue to do our best to provide a safe workplace while balancing other needs unrelated to the pandemic. We continue to expect more team members to become ill as we move through the winter with the potential for closures due to a lack of healthy staff.
- Animal intakes remained higher when compared to last year but the team has once again met the challenge managing 103 adoptions in October which led to a 98% live release rate for the period.
- Happy Birthday to SVACA’s Animal Care Center who turns sixteen on November 14.



- SVACA began services for Mountain View residents a decade ago on November 2, 2012.

## OUTREACH

- Fundraising
  - Guests had a great time at Pour for Paws 2022 at the Triton Museum. We raised \$25K through ticket sales, a wine pull, silent and live auctions and a fund-a-need ask. The venue was lovely, the band played some awesome music, and our community came out in support of the animals.



*The PDD Band entertained the crowd and the amazing pieces created by Suha Suha art students stole the show!*

- Volunteers
  - We held a volunteer orientation in September and onboarded 32 recruits.
  - 22 volunteers attended our dog mentoring class in October.
- Marketing
  - Finding ourselves with more rabbits than we typically see, we held a rabbit adoption special in September.
  - In October, we ran our FALL in Love special to promote harder to place animals.



*It can be challenging to get some animals forever homes so we ran specials to promote them.*

- Outreach
  - Our Kiddies 2 Kitties program hosted a Brownie Troop in October.
  - We attended the Santa Clara and Mountain View Art & Wine Festivals.
  - Friends of SVACA had a booth at Bark in the Park, which returned to Williams Park after a two-year hiatus due to the pandemic.
  - SVACA participated in the Parade of Champions in Santa Clara with an Animal Control vehicle in the parade.
  - We had a booth at Campbell's Oktoberfest.



*Brownie Troop from Santa Clara visits for a Kiddies 2 Kitties session.*



*One of SVACA's Animal Rescue Vehicles piloted by Field Services Manager Pedrotti in Santa Clara's Parade of Champions.*



*The crowds were out in force for Campbell's Oktoberfest. The kitties were a popular attraction!*

- Miscellaneous
  - We have continued to bring in dogs from local shelters and rescue partners. The dogs are getting adopted quickly and it's a win-win, not only for the dogs (and SVACA) but for the shelters that are overpopulated and need the help.

### **SHELTER TEAM**

- The following are a sampling of adoption cases that highlight the good work that staff does in an effort to find lifelong homes for all of our animal guests.
  - Milo was found wandering the streets of Mountain View. Animal Control Officer (ACO) Gonzalez transported Milo to SVACA and shortly afterwards Milo's owner was found. Unfortunately, it was with a heavy heart that Milo's owner expressed that he was no longer able to properly care for him and requested to surrender him. So, we began the process of finding him his forever home. SVACA was contacted by Mountain View Police Officer Cary who had heard that Milo was looking for a new home. Officer Cary was on duty at the police station when Milo was awaiting transport and made a strong connection with him. As luck would have it, Officer Cary and his family were thinking about adopting a dog as a companion for their dog. Officer Cary and his family came to SVACA and adopted Milo the very next day. Officer Cary reports that Milo and his dog are getting along wonderfully!



*Milo is happily posing his new family and four-legged brother!*

- Zuko, a 5-month-old Siamese mix cat, was found wandering in Santa Clara. Staff couldn't help but fall in love with this beautiful and affectionate feline and he quickly rose to become a staff favorite. After Project Reunite was completed and no one came forward as his owner, Zuko was placed into our adoption gallery. To no surprise, Zuko was adopted in a flash. Zuko's adopter reached out recently with the following update: "Zuko has brought us so much joy and happiness, we are two peas in a pod. All I ever wanted was a lap cat and that is exactly what Zuko is & more. He loves to cuddle. He is mischievous, he likes to push boundaries, and steal donuts. I can't imagine a better cat. I feel so grateful to have him."



*Zuko is picture ready to celebrate his first of many Halloweens!*

### **MEDICAL TEAM**

- The following are a sampling of the good work that our medical team does day-in and out as we attempt to make sick and injured animals healthy so they can be adopted, released to a placement partner, or returned to their owner.
- During the month of September, one of the dogs in our adoption gallery was being monitored for a skin irritation. Rex, a two-year-old Pit Bull terrier, had developed an extensive rash on his belly and chest. A treatment plan was developed which included a special diet, antibiotics, anti-inflammatory medication and a change in flea control. During the month, he was monitored closely, and we saw his condition resolve. Pieces of his treatment plan were removed systematically to monitor for any regression. We are happy to report that Rex's condition resolved, and he was adopted!



*We're sad to say good-bye but so happy to see you go!*

- Odin, a 1.5-year-old yorkie mix terrier, was one of our early TransFUR candidates. He was brought in by our Outreach Coordinator for adoption as part of the recently obtained grant. At intake, staff noted a red area between his toes. At his neuter, the wound was surmised to be a foxtail tract; other foxtails and plant awn were found throughout his coat and one was removed from his ear canal. We were unable to find debris to remove from the tract and flushed the site in hopes of removing the foreign body. The following day, he was unwilling to bear weight on that paw and was scheduled for a second exploration of the tract. During this procedure a drain was placed, and he was started on antibiotics. The drain was removed a few days

later, the injury site began healing and he began walking on the paw normally. He was placed up into the adoption gallery and quickly found his new family!



*These paws were made for walkin'!*

### FIELD SERVICES TEAM

- In Mountain View, Field Services Manager Pedrotti was conducting Project Reunite regarding a found cat. Within one hour, the cat owner came to SVACA and reclaimed her beloved cat “Kitty.”



**FOUND CAT**



BREED:	DOMESTIC MEDIUM HAIR
COLOR:	TORTIE B/C
GENDER:	FEMALE
AGE:	APPROX. 19 YEARS OLD
ANIMAL ID:	A1276424

This cat was found on Cypress Point Dr. and Moffett Blvd. in Mountain View. This cat is currently at the Silicon Valley Animal Control Authority. If you are the owner or know who the owner is, please call 408-754-0368.



Silicon Valley  
Animal Control Authority  
3300 North Shoreline Blvd., Suite 100  
Fremont, CA 94538

*Thank you SVACA for reuniting “Kitty” with her loving family.*

- In Campbell, Animal Control Officer (ACO) Gonzalez responded to a report of 5 roosters that showed up in a backyard. She captured 3 but the remaining 2 flew over a fence. The following day ACOs Morris and Diaz returned to establish a food station. After gaining their trust all roosters were captured and are being transferred to a placement partner.



*Roosters roosting in a tree. The neighborhood is thankful for a little peace and quiet.*

- In Mountain View, ACO Morris responded to a report of a squirrel who managed to find his way into the bathroom of a home. ACO Morris removed the squirrel and released him outside.



*This juvenile squirrel lost its way but ACO Morris was able to help!*