

SILICON VALLEY
ANIMAL CONTROL AUTHORITY

AGENDA ITEM

**Annual Report of SVACA Activities and Accomplishments
for Fiscal Year 2022-2023**

RECOMMENDED MOTION

That the Annual Report of SVACA Activities and Accomplishments for Fiscal Year 2022-2023 be received and filed.

DISCUSSION

This Annual Report will focus on SVACA activities and accomplishments for Fiscal Year (FY) 2022-23 in the areas of Budget and Finance, Outreach and Education, Field Services, and Shelter Services.

Budget and Finance

Overall

SVACA closed the fiscal year under the approved operating budget by \$171,528 or 7%. Revenue came in strong with an additional \$91,334 or 21% for a total surplus of \$262,882. Personnel costs were lower than anticipated due to a challenging employment market while interest and adoption fees led the charge in our increased revenue. Executive Assistant Heidi Springer once again did a fantastic job managing SVACA's finances.

The figures and the accompanying reports have not yet been reconciled by our auditor, Maze and Associates. The final audited reports will be presented to the Board of Directors upon completion of the audit.

Donations

Staff accepted \$102,060 in donations for the Animal Assistance Fund with \$11,850 raised through the Room Sponsorship Program.

The Friends of SVACA raised \$61,099 for SVACA's animals which funded the spay/neuter voucher program for low-income residents and purchased signage, logo merchandise and other items for our outreach efforts. They also co-sponsored our 2022 fundraising event, Pour for Paws.

Collectively, \$163,159 was raised in 2022-23; a whopping 16% increase from the previous fiscal year.

Grants

We submitted a grant proposal to California For All Animals (University of Davis, Koret Shelter Medicine Program) in June and awarded \$23,460 with an additional \$5,000 Welcome Grant for our TransFUR Project, created to bring animals in from high volume local shelters for adoption. As of the end of the fiscal year, we rescued, altered, and adopted 75 canines.

Community Outreach

SVACA's Outreach Coordinator, Janet Alexander, continued to connect with the community, managed our volunteer program, promoted adoptables and coordinated fundraising efforts.

We regularly recruited new volunteers, held a well-attended Pour for Paws fundraiser, attended outreach events and in general, adapted to returning to our regular programs safely and cautiously.

We kept our supporters well informed by sending *What's the Scoop?*, a monthly electronic newsletter.

Our Companion Animal Cupboard continued to assist residents experiencing economic hardships providing a month's worth of food and supplies. Our Placement Partner Spay/Neuter Voucher Program helped to reduce costs. Both programs were funded by Friends of SVACA.

For 2023-24, we'll continue to implement important programs and maintain those already in place to help animals and their people. We remain committed to continuing to serve the public, and care for the animals in the best way we can.

Events

Most events returned to their former live versions as we attended Campbell's Boogie Music Festival as well as Oktoberfest and marched in the Bunnies and Bonnets Parade. In Santa Clara, we drove a rescue vehicle in the Parade of Champions and tabled at the Art and Wine Festival, Health and Wellness Fair, and Tree Lighting. We attended the annual Monte Sereno Barbeque at Vasona Park and tabled at the Mountain View Art and Wine Festival.



Field Services Manager Patrick Pedrotti driving in the Santa Clara Parade of Champions, one of the many events we attended.



ACOs talking to the crowd at Santa Clara Art & Wine Festival and children at Boogie Music Festival in Campbell.

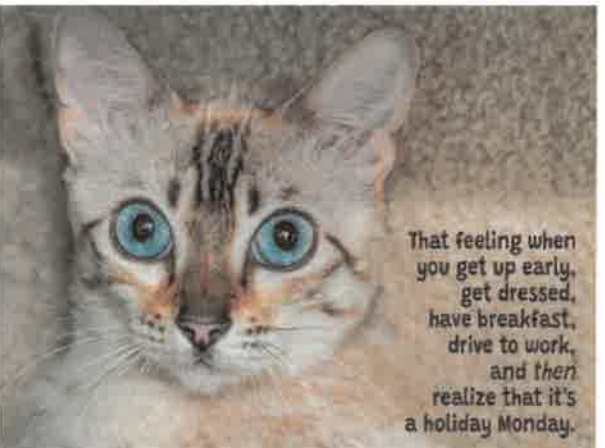


Advertising

Our strong social media efforts continued as we kept the public informed and promoted adoptables, programs, and events. Several digital signs near Great America promoted spay/neuter and special events such as Clear the Shelters, Home for the Holidays and Pour for Paws.

Staff continued to work with our member agencies to promote programs and sent various media releases throughout the year.



From adoption promos to Home for the Holidays, we worked to get them into forever homes!



Some favorites who had their few minutes of fame on social media prior to leaving the center!

Humane Education

We hosted a variety of programs and presentations throughout the year.

- Our Kiddies 2 Kitties program continues to gain popularity.
- Several Brownie and Girl Scout troops joined us throughout the year.
- Partnered with the Palo Alto Humane Society to offer an Adoptables Art Program through the Children's Discovery Museum. A videographer produced a video tour of the Animal Care Center as part of the program.
- Hillbrook School brought some of their students to the center for a presentation. They also collected donations and \$422 which was presented to SVACA during their visit.



Brownie Troops visit for a Kiddies 2 Kitties session and brought goodies for the animals.

Fundraising

The Pour for Paws fundraiser returned at the Triton Museum on September 10. The venue was perfect, and our supporters enjoyed a delicious brunch and wines donated by J. Lohr. The event grossed \$25,106. We made some new friends and greeted many familiar faces. All pups in attendance were not only well-behaved, but dined at the doggy bar, where they were served gourmet cookies and treats.

We sent our year end appeal to coincide with Giving Tuesday and the community responded despite it being yet another tough year for so many to help raise \$25,639.

The Fifth Annual **POUR FOR PAWS**  
A Fundraiser Benefiting the Animals of SVACA

Silent and Live Auctions • Prize Drawings
Live Music • Delicious Food and Wine

Early-bird tickets ON SALE NOW!

SATURDAY SEPTEMBER 10th 6 – 9
Triton Museum of Art, Santa Clara pm

Dogs are welcome at this event!



Guests and dogs enjoyed the evening at the Triton Museum. We auctioned lots of art and our wine pull was a huge success!

Volunteer and Foster Programs

Volunteers continued to help with animal care duties, and of course, socializing those animals that could benefit from extra TLC. Several orientations were held throughout the year and new foster families joined us as well. We also hosted corporate groups who performed volunteer duties such as Plus AI, Intel and Amazon.



Our wonderful volunteers enjoyed a luncheon and recognition of the wonderful work they do. Pat Graham was honored as volunteer of the year and coincidentally adopted Luna on the same day! Steve Kimura works with Happy Meower kittens.



A group from Plus AI spent an afternoon socializing cats, dogs and bunnies.

Field Services

Field Services Manager Patrick Pedrotti and his team of Animal Control Officers (ACOs) diligently worked to ensure the safety of our residents and the animals by responding to calls to protect people from animals and animals from people.

Service Calls

SVACA Animal Control Officers performed 6,883 service calls compared to 7,079 the previous year; a 3% decrease due to pandemic related staffing issues (illness, additional hours spent tending to center needs, and the employment market). Please note that this does not reflect the number of calls reported by the public.

Animal Licensing

Animal licenses sold and revenue decreased compared to the previous year due to staffing issues related to the pandemic. We continue to enforce animal licensing codes and follow-up on delinquent licenses to increase compliance.

Total Licenses Sold and Revenue Comparison

Animal Licenses	2018-19	2019-20	2020-21	2021-22	2022-23
Total Sold	4,815	4,172	4,278	4,397	3,864
Total Revenue	\$151,486	\$147,369	\$156,967	\$157,445	\$137,160

Highlights

The following are specific cases that help to paint a picture of what our Animal Control Officers (ACOs) do day in and out. The following cases outline only a small fraction of the calls responded to by our staff.

- In Santa Clara, ACO Morris responded to a report of two cats left in a vehicle at California's Great America. Luckily the weather was mild and the cats were not in distress. The owner was located and issued a citation for violating city ordinances.



These cats were lucky. Sometimes it is a very different outcome.

- In Mountain View, Field Services Manager Pedrotti conducted Project Reunite regarding a found cat. Within one hour, the cat owner came to SVACA and reclaimed her beloved cat "Kitty."



Thanks to SVACA's Project Reunite, "Kitty" was reunited with her loving family.

- In Campbell, ACO Gonzalez responded to a report of 5 stray roosters in a backyard. She captured 3 but the remaining 2 flew over a fence. The following day, ACOs Morris and Diaz returned to establish a food station. After gaining their trust all roosters were captured and are being transferred to a placement partner.



The neighborhood is now thankful for some peace and quiet.

- In Monte Sereno, ACO Morris responded to a report of an owl inside a home that was under construction. She was able to safely capture the owl and after a quick check for injuries, he was released into the yard. The construction workers were educated about owl behavior and how-to owl-proof the site.



SVACA even helps wise old owls!

- In January 2020, the Field Services Team responded to a call from the Santa Clara Police to assist with a dog belonging to an individual who was being arrested. An emaciated pit bull mix was observed in the back of a vehicle. She was unable to walk and had to be carried due to her toenails growing into her paw pads. The dog was seized to protect her health and safety and an investigation was conducted. SVACA's Medical Team worked tirelessly to make her comfortable. A Penal Code (PC) 597.1 post seizure hearing was conducted and the hearing officer determined that the dog was lawfully seized. After three months of care at SVACA and almost 10 pounds added to her petite frame, Taffy was accepted into a placement partner's program. The Santa Clara County District Attorney's Office filed charges and the case recently concluded as the owner plead guilty to PC 597(b) - Cruelty to Animals and PC 653m(a) - Unlawful Annoyance or Harassment by Telephone or Electronic Communications Device. He was sentenced to one-year probation, is unable to own an animal for five years, must 'stay away' from SVACA, must perform eighty hours of community service and must attend sixteen hours of animal cruelty classes.



Taffy working on healing and...living!

- In Santa Clara, ACO Morris responded to a report of a stray dog near the Guadalupe River. ACO Morris hiked down a steep, muddy bank to where the dog was and captured her with a leash using food to lure her. Project Reunite was conducted but no owner was located. The dog, now named Maggie, was adopted by a loving family.



That smile says it all!

- In Santa Clara, ACO Morris responded to a report of 13 animals living in a backyard which caused a foul odor to waft into the reporting party's property. ACO Morris observed goats, chickens, rabbits, ducks, and roosters without proper shelter and living in mud caused by the heavy rains. The owner was educated on proper care and admitted they had become overwhelmed. ACO Morris worked with the owner to find a proper placement partner that could care for the animals.



All creatures great and small are rescued by SVACA!

Shelter Services

Shelter Manager Stacy Lau and her team continued to provide exceptional customer service to the public and placed a strong emphasis on compassionate and comprehensive animal care. Every animal that comes through SVACA's doors receives thorough medical evaluations, vaccinations, and behavioral assessments. Our dedicated and hardworking team worked

diligently to strive for a positive outcome for each animal and exemplified a remarkable commitment to the welfare of animals and community.

SVACA continued to provide top notch services through our public spay/neuter clinic, vaccination clinic and end of life services to our community members. Unfortunately, other local shelters continued to offer limited programs while others had challenges providing mandated services such as receiving stray dogs which placed additional burdens on our team.

Total Incoming Live Animals Comparison

	2018-19	2019-20	2020-21	2021-22	2022-23	Difference 22 v. 23
Campbell	305	246	281	352	348	1%
Monte Sereno	12	2	4	8	13	63%
Mountain View	324	267	330	408	423	4%
Santa Clara	1214	1081	1216	1409	1668	18%
Other	74	32	50	96	123	28%
Total	1929	1628	1881	2273	2575	13%

Canine intakes increased by 54% while felines increased by 10% leading to the highest intake total in our history. Shelters across California and the nation experienced the same type of increase as the pandemic waned and normalcy returned.

SVACA has developed a strong foster base where young kittens and special needs animals are temporarily cared for in homes, freeing up space in the center and reducing stress for animals.

Project Reunite was once again a successful program as 74% of dogs were returned to their owners.

Overall, staff continued to focus on adoptions and foster program. The staff also worked with behaviorally and medically challenged animals thus giving many a second chance. SVACA team members remain committed to creating a better future for all animals and their people.

Live Release Rate

	2018-19	2019-20	2020-21	2021-22	2022-23
Dogs	97%	98%	99%	99%	99%
Cats	94%	96%	98%	98%	99%
Others	100%	100%	97%	98%	100%
Total	95%	97%	98%	98%	99%

SVACA had an overall Live Release Rate (LRR) of 99% which measures the animals returned to their owner, placed with a placement partner, or adopted. Even with the many ups and downs and the overwhelming challenges the year brought us, we are proud to have achieved our best overall LRR yet!


SVACA has operated a “No Kill” center since 2014 and since 2010 for dogs and other animals; “No Kill” is typically defined as one that saves 90% or greater. SVACA continues to operate an open admission center that receives all animals from our member agencies including those that are injured, sick, aggressive, or feral.

Programs like Project Reunite, our Community Cat program (trap-neuter-release) and placing animals in foster care have contributed to SVACA’s high LRR.

Adoption Program

SVACA had an outstanding adoption year, adopting out 761 animals which was a 49% increase when compared to 2021-22. SVACA has a strong social media presence and an easy-to-navigate website that showcases available animals with detailed profiles, descriptions, including photos and short videos. This digital presence has helped reach a wider community which allows potential adopters to easily connect with an animal. Our streamlined adoption process and friendly and knowledgeable staff successfully places animals into loving homes. The following are a few examples of some memorable adoptions.

- Juno along with his siblings were discovered by a Good Samaritan alone in a bush in Campbell. The kittens were placed up for adoption once they were triaged by our medical team. During our monthly Kitties to Kitties reading program, two young boys and their mother gravitated towards Juno and had a wonderful interaction with him. Naturally, Juno won their hearts and found his forever home! The children’s mother tells us that her boys ask regularly “Mom, we get to keep Juno forever?!” and they are thrilled that the answer is yes.



Juno always finds time to hang out with the boys!


- Bowie was observed as a stray in a Campbell neighborhood. After Project Reunite was conducted, he was placed up for adoption. He proved to be very people-focused and an amazingly sweet dog. A lovely family immediately fell in love and made the decision to adopt him. Bowie settled in with his new family in no time. The family told us he is an

absolute joy and has become an integral part of their family. They can't imagine their lives without him!



Bowie's favorite past time is cuddling with his parents!

- Monae was a gorgeous cat who was found at a busy Santa Clara park and showed herself to be quite friendly and social. Project Reunite was conducted but we were unable to locate an owner for this sweet feline. Miss Monae was adopted in no time and now has her own Instagram page and adoring fans.



Monae strikes a pose and a star is born!

- Milo was found wandering the streets of Mountain View. Animal Control Officer (ACO) Gonzalez transported Milo to SVACA and shortly afterwards Milo's owner was found. Unfortunately, it was with a heavy heart that Milo's owner expressed that he was no longer able to properly care for him and requested to surrender him. So, we began the process of finding him his forever home. SVACA was contacted by Mountain View Police Officer Cary who had heard that Milo was looking for a new home. Officer Cary was on duty at the police station when Milo was awaiting transport and made a strong connection with him. As luck would have it, Officer Cary and his family were thinking about adopting a dog as a companion for their dog. Officer Cary and his family came to

SVACA and adopted Milo the very next day. Officer Cary reports that Milo and his dog are getting along wonderfully!



Milo is happily posing with his new family and four-legged brother!

Medical Services

Medical Clinic Manager Gina DeMartini and her team gave it their all as they tended to the increased number of animals who needed us. The public spay and neuter clinic served SVACA residents this past year by providing 345 surgeries. While it is a decline from our previous fiscal year's volume, it was balanced by the surgeries caused by the overall increase in intakes. Our surgery suite saw greater than a 100% increase in canine patients, approximately 50% more puppies, roughly 30% more in kittens and a 100% increase in rabbits for our adoption program. Our overall surgical number was over 1,700 procedures as was our prior fiscal year.

This year brought interesting challenges for our medical department. Inclement weather slowed our surgery rotation as our primary veterinarian was unable to leave her home several times due to rained out roadways and snowstorms. This climate anomaly was another contributing factor to the lower number of public surgeries; had we been able to operate on those days we would have seen an overall increase in all categories. The rains have also seemingly brought an influx of stray cats and kittens. Many arrived with severe upper respiratory infection, fungal infections or both. This has kept our team busy with more examinations and medical treatment than usual.

Historically, the bulk of our patients are healthy, and most of our surgeries are routine sterilizations, but we do often see some unusual and more labor-intensive cases. Aside from placing all adoptable animals, staff makes every effort possible to make 'unadoptable' animals, adoptable. The following are just a few specific stories from the medical department that help to describe our efforts.

- Odin, a 1.5-year-old yorkie mix terrier, was one of our early TransFUR candidates. He was brought in by our Outreach Coordinator for adoption as part of the recently obtained grant. At intake, staff noted a red area between his toes. At his neuter, the wound was surmised to be a foxtail tract; other foxtails and plant awn were found throughout his coat and one was removed from his ear canal. We were unable to find debris to remove from the tract and flushed the site in hopes of removing the foreign body. The following day, he was unwilling to bear weight on that paw and was

scheduled for a second exploration of the tract. During this procedure a drain was placed, and he was started on antibiotics. The drain was removed a few days later, the injury site began healing and he began walking on the paw normally. He was placed up into the adoption gallery and quickly found his new family!



These paws were made for walkin'!

- In mid-December, SVACA was called out to a pet store in Campbell as a stray kitten had been found. The kitten was cold, listless, and emaciated. Medical staff were very concerned and had a guarded prognosis. She was monitored closely during the day and seemed to be stabilize with warmth and fluids. She was also syringe fed and started on an antibiotic for her upper respiratory infection. One of the RVTs took her home overnight to continue the feedings and fluid therapy. The team was elated the following morning when she arrived, up and alert! We knew she wasn't out of the woods but she was headed in the right direction. Guadalupe settled into her foster family's home and was adopted!



What a difference a foster home makes!

- A Mountain View stray Pomeranian mix, Pippy as he became known, was missing all the hair from the middle of his body, hind limbs and tail. The skin was red, covered in thick scaling and very sensitive to touch. He also had a wound and swelling on his muzzle that appeared to be related to a dental infection. He was started on antibiotics and received a bath after the medications took effect. A few weeks into treatment he was anesthetized for a dental cleaning with extractions. At that time, his skin was still too inflamed to perform his neuter; his skin was treated topically while he was asleep and his medication course continued. Another week or so passed and his skin was in

better shape making him surgery ready. An antifungal medication was added to the antibiotic and the healing continued which included the regrowth of hair! He was made available for adoption in Wagger Way and quickly found his forever home.



Way to grow, Pippy!

CONCLUSION

2022-23 was yet another difficult year due to the pandemic and record demand for services. Over three years of pandemic related issues have dramatically altered how shelters operate and stressed what we collectively can do for animals. It has been extremely challenging to operate through the various closures, restrictions, changes in public attitudes and requests, increase in animal intake, and a unique employment market yet we attempted to meet all demands and hold the agency together as best we could. The SVACA Team will once again do their all in 2023-24 to provide cost-effective, efficient, and humane services to residents and the animals who need us the most.

DOCUMENTS ATTACHED

Income & Expenses Budget vs. Actual - FY 2022-23 (Unaudited)
Balance Sheet as of June 30, 2023 (Unaudited)
Annual Services Report – FY 2022-23

SVACA
Income & Expenses Budget vs. Actual
July 2022 through June 2023 (Unaudited)

	Jul '22 - Jun 23	Budget	% of Budget
Ordinary Income/Expense			
Income			
Licensing			
License Fees (SVACA Collected)	162,113.96		
Licensing - Other	0.00	190,000.00	0.0%
Total Licensing	162,113.96	190,000.00	85.32%
Program Fees			
Disposal Fees	1,730.00		
Spay/Neuter Voucher Discount	17,715.50		
Spay/Neuter Clinic	61,456.00		
HTL	1,430.00		
Training Deposit	8,400.00		
Adoption Fees	120,682.50		
Reclaim Fees	31,555.00		
Surrender Fees	5,250.00		
Impound Fees	200.00		
Board Fees	528.00		
Field Service Charge	7,320.00		
Quarantine Fees	6,870.00		
Program Fees - Other	0.00	215,000.00	0.0%
Total Program Fees	263,137.00	215,000.00	122.39%
Interest	90,077.06	25,000.00	360.31%
Miscellaneous Revenue	6,007.86		
SVACA Member City Contributions	1,949,264.00	1,949,264.00	100.0%
Total Income	2,470,599.88	2,379,264.00	103.84%
Gross Profit	2,470,599.88	2,379,264.00	103.84%
Expense			
Non-pensionable compensation	88,299.16		
Return to Owner Hardship Fund	1,163.00	2,000.00	58.15%
Salaries and Benefits			
Wages/Salaries, Regular	1,369,321.80	1,365,555.00	100.28%
Wages/Salaries, Overtime	36,122.22	35,000.00	103.21%
Health Insurance	163,069.26	235,260.00	69.31%
Dental	16,941.06	21,336.00	79.4%
Vision Insurance	2,199.57	3,264.00	67.39%
Life Insurance	1,148.77	1,646.00	69.79%
LTD/STD	4,010.30	5,221.00	76.81%
CalPERS Expense	123,329.06	179,742.00	68.61%
1959 Survivor Expense	-1.00	1,037.00	-0.1%
Payroll Taxes-SUI & Medicare	24,754.79	56,722.00	43.64%
Total Salaries and Benefits	1,740,895.83	1,904,783.00	91.4%
Professional Fees/Services			
Legal Services	0.00	5,000.00	0.0%
Contract Veterinarians	3,773.46	10,000.00	37.74%

SVACA
Income & Expenses Budget vs. Actual
July 2022 through June 2023 (Unaudited)

	Jul '22 - Jun 23	Budget	% of Budget
Investigations	0.00	1,000.00	0.0%
Accounting Services	20,036.50	20,000.00	100.18%
IT	21,330.24	18,000.00	118.5%
Payroll Services	3,599.90	4,000.00	90.0%
Wildlife Center Contract	25,480.00	25,480.00	100.0%
Total Professional Fees/Services	74,220.10	83,480.00	88.91%
Facility Expenses			
Utilities			
Electric	38,904.79		
Gas	34,670.14		
Refuse	8,649.24		
Water & Sewer	21,338.03		
Total Utilities	103,562.20		
Assessment	104.66		
Custodial Service			
Janitorial	44,640.00		
Supplies	4,257.25		
Custodial Service - Other	0.00	42,000.00	0.0%
Total Custodial Service	48,897.25	42,000.00	116.42%
Bldg. Maintenance/HVAC Contract	51,366.15	41,000.00	125.28%
Facility Expenses - Other	0.00	90,000.00	0.0%
Total Facility Expenses	203,930.26	173,000.00	117.88%
Communications			
Wireless Communications	5,452.03	7,300.00	74.69%
Telephone & Fax	1,972.33	9,000.00	21.92%
Total Communications	7,424.36	16,300.00	45.55%
Advertising	0.00	500.00	0.0%
Bank Service Charges			
Credit Card Fees	292.63		
Bank Service Charges - Other	12,366.24	16,000.00	77.29%
Total Bank Service Charges	12,658.87	16,000.00	79.12%
Computer Costs			
Hardware	80.00		
Software	8,707.50		
Computer Costs - Other	0.00	10,600.00	0.0%
Total Computer Costs	8,787.50	10,600.00	82.9%
Dues and Subscriptions	3,121.90	2,000.00	156.1%
Equipment-Non Fixed Asset	164.04	500.00	32.81%
Equipment Rental (Copy Machine)	6,744.99	8,000.00	84.31%
Insurance			
Liability Insurance	51,615.95	54,100.00	95.41%
Workers' Comp	39,754.39	42,000.00	94.65%
Total Insurance	91,370.34	96,100.00	95.08%
Office & General Supplies	1,244.70	2,500.00	49.79%

SVACA
Income & Expenses Budget vs. Actual
July 2022 through June 2023 (Unaudited)

	Jul '22 - Jun 23	Budget	% of Budget
Postage and Delivery	3,628.43	8,000.00	45.36%
Printing and Reproduction	33.42	2,500.00	1.34%
Recruitment and Testing	5,505.61	3,500.00	157.3%
Animal Care			
Animal Rabies Exam	1,367.52		
Adoptions & Supplies	16.40		
Cleaning Supplies	2,248.23		
Disposal	2,250.00		
Food	2,340.76		
Medical Supplies	15,256.46		
Veterinary Equipment Maint.	3,673.02		
Animal Care - Other	0.00	20,000.00	0.0%
Total Animal Care	<u>27,152.39</u>	<u>20,000.00</u>	<u>135.76%</u>
Training and Education	860.42	2,000.00	43.02%
Travel (Air, Car, Hotel, M,E&I)	0.00	1,500.00	0.0%
Uniforms	1,076.46	1,000.00	107.65%
Vehicle Expenses			
Gasoline	13,609.65		
Maintenance and Repair	5,729.65		
Other	1,470.63		
Vehicle Expenses - Other	0.00	25,000.00	0.0%
Total Vehicle Expenses	<u>20,809.93</u>	<u>25,000.00</u>	<u>83.24%</u>
Total Expense	<u>2,299,091.71</u>	<u>2,379,263.00</u>	<u>96.63%</u>
Net Ordinary Income	171,508.17	1.00	17,150,817.0%
Other Income/Expense			
Other Income			
Animal Assistance Fund	-14,039.07		
Total Other Income	<u>-14,039.07</u>		
Other Expense			
Depreciation Expense	177,909.42		
Total Other Expense	<u>177,909.42</u>		
Net Other Income	<u>-191,948.49</u>		
Net Income	<u><u>-20,440.32</u></u>	<u><u>1.00</u></u>	<u><u>-2,044,032.0%</u></u>

SVACA
Balance Sheet (Unaudited)
 As of June 30, 2023

	Jun 30, 23
ASSETS	
Current Assets	
Checking/Savings	
Bank of America-PayPal	204,412.13
Bank of America-Payroll	64,607.36
Bank of America-Vendor	220,109.05
LAIF	3,854,262.75
Total Checking/Savings	4,343,391.29
Accounts Receivable	
Accounts Receivable	279,470.50
Total Accounts Receivable	279,470.50
Other Current Assets	
Deferred Outflow	453,063.00
Petty Cash	
General Office	200.00
Total Petty Cash	200.00
Postage Machine	1,353.12
Undeposited Funds	-6,110.19
Total Other Current Assets	448,505.93
Total Current Assets	5,071,367.72
Fixed Assets	
Building	
Thomas Road Building	5,578,066.73
Building-Accum. Depreciation	-2,703,917.31
Building - Other	-161,530.16
Total Building	2,712,619.26
3370 Thomas Road	
Construction Fees	54,958.30
Architectural Fees	341,255.78
Total 3370 Thomas Road	396,214.08
Computers & Equipment	
Equipment	77,363.06
Equipment - Accum Depreciation	-129,889.72
Computers & Equipment - Other	62,207.00
Total Computers & Equipment	9,680.34
Furniture & Fixtures	
FF&E	401,524.06
FF&E- Accumulated Depreciation	-401,524.06
Furniture & Fixtures - Other	2,010.00
Total Furniture & Fixtures	2,010.00
Vehicles	
Vehicles - Trucks & Vans	147,650.17
Vehicles - Accum. Depreciation	-145,706.23
Total Vehicles	1,943.94
Total Fixed Assets	3,122,467.62
TOTAL ASSETS	8,193,835.34
LIABILITIES & EQUITY	
Liabilities	
Current Liabilities	
Accounts Payable	

SVACA
Balance Sheet (Unaudited)
 As of June 30, 2023

	Jun 30, 23
Accounts Payable	5,780.33
Total Accounts Payable	5,780.33
Other Current Liabilities	
Unearned Revenue	275,317.00
Deferred Inflow	137,383.00
Accrued Compensated Absences	154,774.21
Miscellaneous	-29.99
Payroll Liabilities	
CalPERS 457 Payable	2,380.65
1959 Survivors Payable	2,107.80
CalPERS Tax Payable	-128,943.36
Fed Payroll Tax Payable	24,572.35
ST Payroll Tax Payable	27,185.11
Payroll Liabilities - Other	54,228.06
Total Payroll Liabilities	-18,469.39
Total Other Current Liabilities	548,974.83
Total Current Liabilities	554,755.16
Long Term Liabilities	
Net Pension Liability	-153,669.00
Total Long Term Liabilities	-153,669.00
Total Liabilities	401,086.16
Equity	
Retained Earnings.	
SB 90 Reimbursement	-319,601.00
Maddie's Fund	61,438.28
Shelter Project	338,855.22
Capital Project Improvement Fnd	-42,522.00
Operating Reserve Fund	197,968.13
Animal Assistance Fund	826.50
Chubz Fund	4,486.49
Reserve for Unknown Losses	15,848.64
Vehicle Replacement Fund	57,332.10
Undesignated Reserve	347,071.85
Retained Earnings. - Other	2,562,703.00
Total Retained Earnings.	3,224,407.21
Retained Earnings	4,588,782.29
Net Income	-20,440.32
Total Equity	7,792,749.18
TOTAL LIABILITIES & EQUITY	8,193,835.34

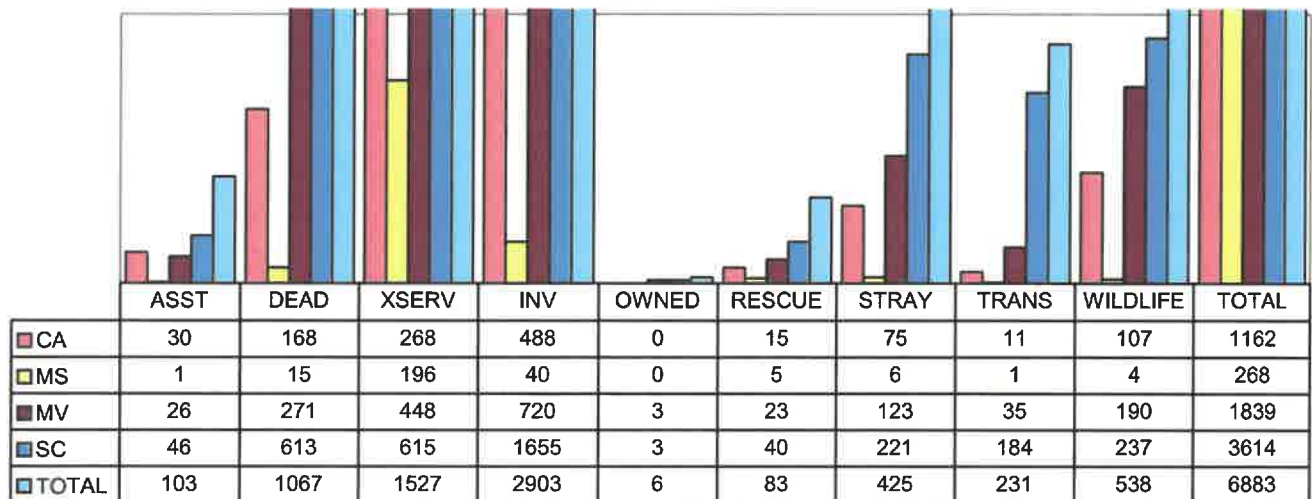
SERVICES ANNUAL REPORT FISCAL YEAR 2022-23

Introduction

This report provides graphs, tables and explanatory narratives covering five categories of information: field service calls, violations and citations, animals received at the center, animals licensed, and animal outcomes.

Field Service Calls

Graph 1 - Total Service Calls by Jurisdiction and Type



ASST = ASSISTANCE XSERV = EXTRA SERVICE CALL INV = INVESTIGATIONS TRANS = TRANSPORT

Comparison of Service Calls for FY 2023 and FY 2022

Table 1 - FY 2023

	JUL	AUG	SEP	OCT	NOV	DEC	JAN	FEB	MAR	APR	MAY	JUN	TOTAL
CA	105	115	83	83	89	67	95	102	113	116	121	73	1162
MS	19	30	10	17	32	36	14	37	27	24	15	7	268
MV	159	158	105	142	152	118	134	163	167	183	170	188	1839
SC	338	319	252	304	262	318	319	276	259	331	346	290	3614
TOTAL	621	622	450	546	535	539	562	578	566	654	652	558	6883

Table 2 - FY 2022

	JUL	AUG	SEP	OCT	NOV	DEC	JAN	FEB	MAR	APR	MAY	JUN	TOTAL
CA	87	86	86	93	104	83	74	111	109	145	134	105	1217
MS	16	20	31	34	35	22	12	37	33	31	31	16	318
MV	164	187	202	123	182	143	153	144	193	191	240	187	2109
SC	351	332	281	272	256	222	256	220	316	324	292	313	3435
TOTAL	618	625	600	522	577	470	495	512	651	691	697	621	7079

Violations and Citations

Comparison of Violations for FY 2023 and FY 2022

Table 3 – FY 2023

	JUL	AUG	SEP	OCT	NOV	DEC	JAN	FEB	MAR	APR	MAY	JUN	TOTAL
CA	4	0	8	2	2	0	2	12	9	4	11	12	66
MS	0	0	3	2	0	0	0	0	4	0	0	0	9
MV	4	7	3	0	9	0	0	4	0	3	0	0	30
SC	18	7	14	12	27	6	14	22	27	14	23	28	212
TOTAL	26	14	28	16	38	6	16	38	40	21	34	40	317

Table 4 – FY 2022

	JUL	AUG	SEP	OCT	NOV	DEC	JAN	FEB	MAR	APR	MAY	JUN	TOTAL
CA	2	6	12	0	0	0	3	2	4	4	5	5	43
MS	0	0	0	0	0	0	0	0	2	0	0	0	2
MV	0	3	0	8	2	2	4	0	8	2	2	3	34
SC	19	12	10	14	27	15	12	1	15	9	10	24	168
TOTAL	21	21	22	22	29	17	19	3	29	15	17	32	247

Comparison of Citations for FY 2023 and FY 2022

Table 5 – FY 2023

	JUL	AUG	SEP	OCT	NOV	DEC	JAN	FEB	MAR	APR	MAY	JUN	TOTAL
CA	1	0	2	1	2	0	1	3	4	1	4	4	23
MS	0	0	1	1	0	0	0	0	1	0	0	0	3
MV	1	3	1	0	4	0	0	2	0	2	0	0	13
SC	8	2	5	6	9	3	6	9	7	6	7	9	77
TOTAL	10	5	9	8	15	3	7	14	12	9	11	13	116

Table 6 – FY 2022

	JUL	AUG	SEP	OCT	NOV	DEC	JAN	FEB	MAR	APR	MAY	JUN	TOTAL
CA	1	2	2	0	0	0	2	1	2	2	2	2	16
MS	0	0	0	0	0	0	0	0	1	0	0	0	1
MV	0	2	0	2	1	1	2	0	2	1	2	1	14
SC	9	5	4	5	10	6	6	1	7	3	2	7	65
TOTAL	10	9	6	7	11	7	10	2	12	6	6	10	96

Animals Received at the Center

Comparison of Total Animals for FY 2023 and FY 2022

Table 7 – FY 2023

	JUL	AUG	SEP	OCT	NOV	DEC	JAN	FEB	MAR	APR	MAY	JUN	TOTAL
CA	36	42	53	23	22	11	23	15	23	24	33	43	348
MS	1	0	2	0	0	0	0	1	1	8	0	0	13
MV	45	46	42	25	31	21	21	15	35	30	43	69	423
SC	184	177	154	156	110	79	91	67	118	139	168	225	1668
OTHER	13	12	12	4	13	9	17	23	4	3	9	4	123
TOTAL	279	277	263	208	176	120	152	121	181	204	253	341	2575

Table 8 - FY 2022

	JUL	AUG	SEP	OCT	NOV	DEC	JAN	FEB	MAR	APR	MAY	JUN	TOTAL
CA	26	37	29	34	25	16	23	17	17	28	41	59	352
MS	2	0	0	1	0	0	0	1	1	0	0	3	8
MV	56	39	52	29	37	13	20	17	22	40	43	40	408
SC	150	137	124	102	71	105	94	79	90	128	160	169	1409
OTHER	12	8	2	3	1	1	15	16	10	13	6	9	96
TOTAL	246	221	207	169	134	135	152	130	140	209	250	280	2273

Animals Licensed**Comparison of Licenses Sold for FY 2023 and FY 2022****Table 9 – FY 2023**

	JUL	AUG	SEP	OCT	NOV	DEC	JAN	FEB	MAR	APR	MAY	JUN	TOTAL
CA	77	71	65	72	74	79	60	71	66	37	49	57	778
MS	8	5	8	5	5	7	6	3	8	3	5	12	75
MV	82	85	78	77	70	82	90	70	78	71	72	57	912
SC	171	209	185	169	153	158	198	213	173	170	149	151	2099
TOTAL	338	370	336	323	302	326	354	357	325	281	275	277	3864

Table 10 - FY 2022

	JUL	AUG	SEP	OCT	NOV	DEC	JAN	FEB	MAR	APR	MAY	JUN	TOTAL
CA	73	93	107	87	70	79	89	92	109	79	84	69	1031
MS	2	3	6	11	2	4	8	6	8	8	5	4	67
MV	97	108	90	98	75	85	110	82	92	109	83	71	1100
SC	168	221	197	182	159	152	202	165	219	222	153	159	2199
TOTAL	340	425	400	378	306	320	409	345	428	418	325	303	4397

**Comparison of Revenue from Licenses Sold for FY 2023 and FY 2022
(Does Not Include Late Fees)****Table 11 - FY 2023**

	JUL	AUG	SEP	OCT	NOV	DEC	JAN	FEB	MAR	APR	MAY	JUN	TOTAL
CA	2297	2572	1758	2604	2795	2744	1876	2634	2647	1398	1510	1971	\$26,806
MS	335	180	261	215	224	254	300	37	162	80	100	230	\$2,378
MV	3492	3918	3354	3596	2694	3446	3944	2772	3021	2696	2845	2645	\$38,423
SC	6003	7301	6052	5688	5497	5730	6384	6168	6301	4946	5290	4193	\$69,553
TOTAL	12127	13971	11425	12103	11210	12174	12504	11611	12131	9120	9745	9039	\$137,160

Table 12 - FY 2022

	JUL	AUG	SEP	OCT	NOV	DEC	JAN	FEB	MAR	APR	MAY	JUN	TOTAL
CA	2249	3470	3601	2760	2545	2757	3095	2559	3143	2811	2683	2201	\$33,874
MS	37	150	240	447	50	212	327	289	262	298	176	25	\$2,513
MV	3709	4026	4057	3784	3447	3432	4207	3234	4195	4255	3632	2720	\$44,698
SC	6147	7489	6804	6749	5198	5746	7252	5134	7454	7445	5154	5788	\$76,360
TOTAL	12142	15135	14702	13740	11240	12147	14881	11216	15054	14809	11645	10734	\$157,445

Animal Outcomes

The following tables reflect how our dogs and cats were outcomed at the center for the reporting period. The following is based on the Asilomar Accords which were generated by animal welfare professionals as a way for agencies to accurately report a "Live Release Rate," or how many animals were saved. It also reports and categorizes why animals were euthanized.

Table 13 – FY 2022-23

	NAME OF ORGANIZATION: Silicon Valley Animal Control Authority	Dog	Cat	Total
	DATE OF REPORT: July 1, 2022 – June 30, 2023			
A	BEGINNING SHELTER COUNT July 1, 2022	11	73	84
	INTAKE (Live Dogs & Cats Only)			
	<i>From the Public</i>			
	Healthy	96	63	159
	Treatable – Rehabilitatable	93	84	177
	Treatable – Manageable	121	154	275
	Unhealthy & Untreatable	81	1091	1172
B	Subtotal Intake from the Public	391	1392	1783
	<i>Incoming Transfers from Organizations within Target Community</i>			
	Healthy	13	0	13
	Treatable – Rehabilitatable	6	1	7
	Treatable – Manageable	9	0	9
	Unhealthy & Untreatable	0	0	0
C	Subtotal Intake from Incoming Transfers from Orgs within Target Community	28	1	29
	<i>Incoming Transfers from Organizations outside Target Community</i>			
	Healthy	25	0	25
	Treatable – Rehabilitatable	11	0	11
	Treatable – Manageable	19	0	19
	Unhealthy & Untreatable	0	0	0
D	Subtotal Intake from Incoming Transfers from Orgs outside Target Community	55	0	55
	<i>From Owners/Guardians Requesting Euthanasia</i>			
	Healthy	0	0	0
	Treatable – Rehabilitatable	0	0	0
	Treatable – Manageable	0	0	0
	Unhealthy & Untreatable	35	108	143
E	Subtotal Intake from Owners/Guardians Requesting Euthanasia	35	108	143
F	Total Intake [B + C + D + E]	509	1501	2010
G	Owner/Guardian Requested Euthanasia (Unhealthy & Untreatable Only)	-35	-108	-143
H	ADJUSTED TOTAL INTAKE [F minus G]	474	1393	1867
	ADOPTIONS (only dogs and cats adopted by the public)			
	Healthy	54	40	94
	Treatable – Rehabilitatable	50	49	99
	Treatable – Manageable	65	104	169
	Unhealthy & Untreatable	12	369	381
I	TOTAL ADOPTIONS	181	562	743
	OUTGOING TRANSFERS to Organizations within Target Community			
	Healthy	16	1	17
	Treatable – Rehabilitatable	6	9	15

	Treatable – Manageable	6	12	18
	Unhealthy & Untreatable	13	637	650
J	TOTAL OUTGOING TRANSFERS to Orgs within Target Community	41	659	700
	OUTGOING TRANSFERS to Organizations outside Target Community			
	Healthy	1	0	1
	Treatable – Rehabilitatable	1	2	3
	Treatable – Manageable	8	4	12
	Unhealthy & Untreatable	3	3	6
K	TOTAL OUTGOING TRANSFERS to Orgs outside Target Community	13	9	22
L1	RETURN TO OWNER/GUARDIAN	218	82	300
L2	RETURN TO HABITAT	0	0	0
	DOGS & CATS EUTHANIZED			
M	Healthy (Includes Owner/Guardian Requested Euthanasia)	0	0	0
N	Treatable – Rehabilitatable (Includes Owner/Guardian Requested Euthanasia)	0	0	0
O	Treatable – Manageable (Includes Owner/Guardian Requested Euthanasia)	0	0	0
P	Unhealthy & Untreatable (Includes Owner/Guardian Requested Euthanasia)	42	126	168
Q	Total Euthanasia [M + N + O + P]	42	126	168
R	Owner/Guardian Requested Euthanasia (Unhealthy & Untreatable Only)	-35	-107	-142
S	ADJUSTED TOTAL EUTHANASIA [Q minus R]	7	19	26
T	SUBTOTAL OUTCOMES [I + J + K + L + S] Excludes Owner/Guardian Requested Euthanasia (Unhealthy & Untreatable Only)	460	1331	1791
U	DIED OR LOST IN SHELTER/CARE	1	14	15
V	TOTAL OUTCOMES [T + U] Excludes Owner/Guardian Requested Euthanasia (Unhealthy & Untreatable Only)	461	1345	1806
W	ENDING SHELTER COUNT June 30, 2023	18	107	125

Comparison of Total Average Live Release Rate for FY 2023 and FY 2022

Table 14 – FY 2023

	JUL	AUG	SEP	OCT	NOV	DEC	JAN	FEB	MAR	APR	MAY	JUN	TOTAL
DOGS	100	96	97	100	100	100	98	100	96	97	98	100	99%
CATS	99	98	99	98	97	98	100	100	97	99	100	99	99%
TOTAL	99	97	98	99	98	99	99	100	97	98	99	99	99%

Table 15 – FY 2022

	JUL	AUG	SEP	OCT	NOV	DEC	JAN	FEB	MAR	APR	MAY	JUN	AVERAGE
DOGS	100	100	100	100	96	100	100	100	100	100	100	96	99%
CATS	98	99	97	98	100	100	98	99	98	94	99	99	98%
TOTAL	98	99	97	98	99	100	98	99	99	95	99	99	98%

Comparison of Total Overall Average Live Release Rate for FY 2023 and FY 2022

Table 16 – FY 2023

	JUL	AUG	SEP	OCT	NOV	DEC	JAN	FEB	MAR	APR	MAY	JUN	TOTAL
DOGS	100	96	97	100	100	100	98	100	96	97	98	100	99%
CATS	99	98	99	98	97	98	100	100	97	99	100	99	99%
OTHERS	100	100	100	100	100	100	100	100	100	100	100	100	100%
TOTAL	99	97	98	99	98	99	99	100	97	98	99	99	99%

Table 17 – FY 2022

	JUL	AUG	SEP	OCT	NOV	DEC	JAN	FEB	MAR	APR	MAY	JUN	AVERAGE
DOGS	100	100	100	100	96	100	100	100	100	100	100	96	99%
CATS	98	99	97	98	100	100	98	99	98	94	99	99	98%
OTHERS	100	100	100	100	100	100	100	100	100	100	100	86	98%
TOTAL	99	99	98	98	99	100	98	99	99	96	99	98	98%

Comparison of Adoptions for FY 2023 and FY 2022

Table 18 – FY 2023

	JUL	AUG	SEP	OCT	NOV	DEC	JAN	FEB	MAR	APR	MAY	JUN	TOTAL
TOTAL	114	82	57	103	66	77	35	28	26	31	81	61	761

Table 19 – FY 2022

	JUL	AUG	SEP	OCT	NOV	DEC	JAN	FEB	MAR	APR	MAY	JUN	TOTAL
TOTAL	59	62	36	60	43	48	24	18	15	22	50	74	511

Comparison of Placement Partner Animals for FY 2023 and FY 2022

Table 20 – FY 2023

	JUL	AUG	SEP	OCT	NOV	DEC	JAN	FEB	MAR	APR	MAY	JUN	TOTAL
DOGS	0	0	0	0	1	2	2	1	7	2	1	8	24
CATS	94	69	85	76	38	28	16	43	53	45	30	79	656
OTHER	0	6	1	17	12	2	8	2	1	5	7	14	75
TOTAL	94	75	86	93	51	32	26	46	61	52	38	101	755

Table 21 – FY 2022

	JUL	AUG	SEP	OCT	NOV	DEC	JAN	FEB	MAR	APR	MAY	JUN	TOTAL
DOGS	1	2	0	0	0	0	1	0	0	0	1	3	8
CATS	57	87	81	74	59	73	55	51	49	37	29	74	726
OTHER	0	1	2	5	4	0	4	2	0	9	4	4	35
TOTAL	58	90	83	79	63	73	60	53	49	46	34	81	769

Comparison of Return to Owners for FY 2023 and FY 2022

Table 22 – FY 2023

	JUL	AUG	SEP	OCT	NOV	DEC	JAN	FEB	MAR	APR	MAY	JUN	TOTAL
TOTAL	22	20	27	24	26	32	30	15	27	23	30	33	309

Table 23– FY 2022

	JUL	AUG	SEP	OCT	NOV	DEC	JAN	FEB	MAR	APR	MAY	JUN	TOTAL
TOTAL	13	28	15	20	23	22	23	20	13	17	18	15	227

**Comparison of Incoming Dogs and Cats from Campbell
for FY 2023 and FY 2022**

Table 24 – FY 2023

	JUL	AUG	SEP	OCT	NOV	DEC	JAN	FEB	MAR	APR	MAY	JUN	TOTAL
DOGS	5	4	5	4	2	5	11	8	5	7	5	3	64
CATS	19	35	35	11	10	2	9	4	14	13	23	33	208
TOTAL	24	39	40	15	12	7	20	12	19	20	28	36	272

Table 25 – FY 2022

	JUL	AUG	SEP	OCT	NOV	DEC	JAN	FEB	MAR	APR	MAY	JUN	TOTAL
DOGS	6	5	5	4	9	1	5	3	3	4	4	4	53
CATS	5	25	17	25	13	6	18	12	17	13	14	34	199
TOTAL	11	30	22	29	22	7	23	15	20	17	18	38	252

**Comparison of Incoming Dogs and Cats from Monte Sereno
for FY 2023 and FY 2022**

Table 26 – FY 2023

	JUL	AUG	SEP	OCT	NOV	DEC	JAN	FEB	MAR	APR	MAY	JUN	TOTAL
DOGS	0	0	0	0	0	0	0	0	0	0	0	0	0
CATS	1	0	2	0	0	0	0	0	1	0	0	0	4
TOTAL	1	0	2	0	0	0	0	0	1	0	0	0	4

Table 27 – FY 2022

	JUL	AUG	SEP	OCT	NOV	DEC	JAN	FEB	MAR	APR	MAY	JUN	TOTAL
DOGS	0	0	0	1	0	0	0	0	0	0	0	0	1
CATS	0	0	0	0	0	0	0	0	0	0	0	2	2
TOTAL	0	0	0	1	0	0	0	0	0	0	0	2	3

**Year to Date Comparison of All Incoming Live Dogs and Cats from Mountain View
for FY 2023 and FY 2022**

Table 28 – FY 2023

	JUL	AUG	SEP	OCT	NOV	DEC	JAN	FEB	MAR	APR	MAY	JUN	TOTAL
DOGS	3	2	10	6	10	3	5	6	7	8	3	14	77
CATS	11	10	19	8	13	5	4	5	5	10	14	26	130
TOTAL	14	12	29	14	23	8	9	11	12	18	17	40	207

Table 29 - FY 2022

	JUL	AUG	SEP	OCT	NOV	DEC	JAN	FEB	MAR	APR	MAY	JUN	TOTAL
DOGS	6	8	2	2	2	3	5	2	2	2	5	6	45
CATS	20	24	33	15	28	5	8	8	6	13	25	19	204
TOTAL	26	32	35	17	30	8	13	10	8	15	30	25	249

**Comparison of Incoming Dogs and Cats from Santa Clara
for FY 2023 and FY 2022**

Table 30 – FY 2023

	JUL	AUG	SEP	OCT	NOV	DEC	JAN	FEB	MAR	APR	MAY	JUN	TOTAL
DOGS	18	13	19	13	22	27	18	9	32	27	20	20	238
CATS	133	122	99	118	74	32	51	45	65	82	108	149	1078
TOTAL	151	135	118	131	96	59	69	54	97	109	128	169	1316

Table 31 – FY 2022

	JUL	AUG	SEP	OCT	NOV	DEC	JAN	FEB	MAR	APR	MAY	JUN	TOTAL
DOGS	9	11	9	12	9	25	11	13	12	12	24	15	162
CATS	98	90	80	83	58	76	66	56	61	80	95	123	966
TOTAL	107	101	89	95	67	101	77	69	73	92	119	138	1128

**Comparison of Animals Spayed/Neutered in Public Clinic
for FY 2023 and FY 2022**

Table 32 – FY 2023

	JUL	AUG	SEP	OCT	NOV	DEC	JAN	FEB	MAR	APR	MAY	JUN	TOTAL
DOGS	7	4	1	1	3	2	2	11	8	6	6	7	58
CATS	21	39	26	23	24	22	19	35	27	18	19	16	289
TOTAL	28	43	27	24	27	24	21	46	35	24	25	23	347

Table 33 – FY 2022

	JUL	AUG	SEP	OCT	NOV	DEC	JAN	FEB	MAR	APR	MAY	JUN	TOTAL
DOGS	17	21	18	21	11	17	14	14	19	11	11	9	183
CATS	13	18	49	35	24	26	26	24	49	52	30	48	394
TOTAL	30	39	67	56	35	43	40	38	68	63	41	57	577